

**NOIDA INSTITUTE OF ENGINEERING & TECHNOLOGY, GREATER NOIDA, GAUTAM BUDDH NAGAR  
(AN AUTONOMOUS INSTITUTE)**



**Affiliated to**

**DR. A.P.J. ABDUL KALAM TECHNICAL UNIVERSITY, LUCKNOW**



**Evaluation Scheme & Syllabus**

**For**

**Master of Integrated Technology  
Computer Science & Engineering**

**Second Year**

**(Effective from the Session: 2025-26)**

**NOIDA INSTITUTE OF ENGINEERING & TECHNOLOGY, GREATER NOIDA, GAUTAM BUDDH NAGAR**  
(AN AUTONOMOUS INSTITUTE)

**Master of Integrated Technology**  
**Computer Science & Engineering**

**Evaluation Scheme**  
**SEMESTER-III**

Sl. No.	Subject Codes	Subject	Types of Subjects	Periods			Evaluation Schemes				End Semester		Total	Credit
				L	T	P	CT	TA	TOTAL	PS	TE	PE		
1	BMICSCC0301	Employability Skill Development - I	Mandatory	2	0	0	60	40	100				100	2
2	BMIASL0301N	Technical Communication	Mandatory	2	0	0	30	20	50		50		100	2
3	BMICSE0303A	Operating Systems	Mandatory	2	0	0	30	20	50		50		100	2
4	BMICSE0301	Data Structures and Algorithms-I	Mandatory	3	0	0	30	20	50		100		150	3
5	BMICSAI0303	Artificial Intelligence	Mandatory	2	0	0	30	20	50		50		100	2
6	BMICSE0305X	Computer Architecture & Parallel Processing	Mandatory	3	0	0	30	20	50		100		150	3
7	BMICSE0353A	Operating Systems Lab	Mandatory	0	0	4				50		50	100	2
8	BMICSE0351	Data Structures and Algorithms-I Lab	Mandatory	0	0	4				50		50	100	2
9	BMICSAI0353	Artificial Intelligence Lab	Mandatory	0	0	2				25		25	50	1
10	BMICSE0352	Object Oriented Techniques using Java	Mandatory	0	0	6				50		100	150	3
	BMICSE0359X	Social Internship	Mandatory	0	0	2				50			50	1
	BNC0301/ BNC0302	Artificial Intelligence and Cyber Ethics / Environmental Science	Compulsory Audit	2	0	0	30	20	50				50	NA
		*Massive Open Online Courses (For M.Tech.(Int.) Hons. Degree)	*MOOCs											
		<b>TOTAL</b>		16	0	18			350	225	350	225	<b>1150</b>	<b>23</b>

**\* List of MOOCs Based Recommended Courses for Second year (Semester-III) B. Tech Students**

<b>Sr. No.</b>	<b>Subject Code</b>	<b>Course Name</b>	<b>University / Industry Partner Name</b>	<b>No of Hours</b>	<b>Credits</b>
1	BMC0010	Comprehensive Training on Unix and Linux OS Fundamentals	Infosys Wingspan (Infosys Springboard)	29h 53m	2
2	BMC0012	Data Structures and Algorithms using Python - Part 1	Infosys Wingspan (Infosys Springboard)	29h 27m	2
3	BMC0008	Object Oriented Programming Using Python	Infosys Wingspan (Infosys Springboard)	46h 13m	3.5

**PLEASE NOTE: -**

- **A 3-4 weeks Internship shall be conducted during summer break after semester-II and will be assessed during semester-III**
- **Compulsory Audit (CA) Courses (Non-Credit - BNC0301/BNC0302)**
  - All Compulsory Audit Courses (a qualifying exam) do not require any credit.
  - The total and obtained marks are not added in the grand total.

**Abbreviation Used:**

L: Lecture, T: Tutorial, P: Practical, CT: Class Test, TA: Teacher Assessment, PS: Practical Sessional, TE: Theory End Semester Exam.,  
CE: Core Elective, OE: Open Elective, DE: Departmental Elective, PE: Practical End Semester Exam, CA: Compulsory Audit,  
MOOCs: Massive Open Online Courses.

**NOIDA INSTITUTE OF ENGINEERING & TECHNOLOGY, GREATER NOIDA, GAUTAM BUDDH NAGAR**  
(AN AUTONOMOUS INSTITUTE)

**Master of Integrated Technology**  
**Computer Science & Engineering**

**Evaluation Scheme**  
**SEMESTER-IV**

Sl. No.	Subject Codes	Subject	Types of Subjects	Periods			Evaluation Schemes				End Semester		Total	Credit
				L	T	P	CT	TA	TOTAL	PS	TE	PE		
1	BMIASCC0401	Employability Skill Development - II	Mandatory	2	0	0	60	40	100				100	2
2	BMICSE0402	Database Management Systems	Mandatory	3	0	0	30	20	50		100		150	3
3	BMICSE0401	Data Structures and Algorithms-II	Mandatory	3	0	0	30	20	50		100		150	3
4	BMICSE0404X	Theory of Computation	Mandatory	3	0	0	30	20	50		100		150	3
5		Department Elective - I	Departmental Elective	3	0	0	30	20	50		100		150	3
6	BMIAS0403N	Statistics and Probability	Mandatory	3	1	0	30	20	50		100		150	4
7	BMICSE0452Z	Database Management Systems Lab	Mandatory	0	0	4				50		50	100	2
8	BMICSE0451	Data Structures and Algorithms-II Lab	Mandatory	0	0	2				25		25	50	1
9	BMICSE0455	Web Technologies	Mandatory	0	0	6				50		100	150	3
10	BMICSE0459	Mini Project	Mandatory	0	0	2				50			50	1
11	BMICSCC0452	Problem Solving Approaches	Mandatory	0	0	2				50			50	1
12	BNC0402/ BNC0401	Environmental Science / Artificial Intelligence and Cyber Ethics	Compulsory Audit	2	0	0	30	20	50				50	NA
		*Massive Open Online Courses (For M.Tech.(Int.) Hons. Degree)	*MOOCs											
		<b>TOTAL</b>		<b>20</b>	<b>1</b>	<b>16</b>			350	225	500	175	<b>1250</b>	<b>26</b>

**\* List of MOOCs Based Recommended Courses for Second year (Semester-IV) B. Tech Students**

<b>. No.</b>	<b>Subject Code</b>	<b>Course Name</b>	<b>University / Industry Partner Name</b>	<b>No of Hours</b>	<b>Credits</b>
1	BMC0040	Data Structures and Algorithms using Python - Part 2	Infosys Wingspan (Infosys Springboard)	37 h 41 m	3
2	BMC0061	Database Management System - Science Graduates	Infosys Wingspan (Infosys Springboard)	55h 23m	4
3	BMC0060	Twitter Bootstrap	Infosys Wingspan (Infosys Springboard)	23h	1.5

**PLEASE NOTE: -**

- **A 3-4 weeks Internship shall be conducted during summer break after semester-II and will be assessed during Semester-III**
- **Compulsory Audit (CA) Courses (Non-Credit - BNC0401/BNC0402)**
  - All Compulsory Audit Courses (a qualifying exam) do not require any credit.
  - The Total and obtained marks are not added in the Grand Total.

**Abbreviation Used:**

L: Lecture, T: Tutorial, P: Practical, CT: Class Test, TA: Teacher Assessment, PS: Practical Sessional, TE: Theory End Semester Exam.,  
 CE: Core Elective, OE: Open Elective, DE: Departmental Elective, PE: Practical End Semester Exam, CA: Compulsory Audit,  
 MOOCs: Massive Open Online Courses.

## Departmental Elective Bucket

Subject Code	Subject Name	Types of subjects	Bucket Name	Branch	Semester
BMICSE0412	Soft Computing	AI ML	Department Elective - I	M. Tech int	4
BMICSE0411	Python web development with Django	Full stack Development	Department Elective - I	M. Tech int	4
BMICSAI0412	CRM: Fundamentals	CRM/RPA	Department Elective - I	M. Tech int	4
BMICS0411	Introduction to Cloud Computing	Cloud	Department Elective - I	M. Tech int	4

**NOIDA INSTITUTE OF ENGINEERING & TECHNOLOGY, GREATER NOIDA, GAUTAM BUDDH NAGAR**  
**(AN AUTONOMOUS INSTITUTE)**

A student will be eligible to get Under Graduate degree with Honours only, if he/she completes the additional MOOCs courses such as Coursera certifications, or any other online courses recommended by the Institute (Equivalent to 20 credits). During Complete B.Tech. Program Guidelines for credit calculations are as follows.

1. For 6 to 12 Hours =0.5 Credit
2. For 13 to 18 =1 Credit
3. For 19 to 24 =1.5 Credit
4. For 25 to 30 =2 Credit
5. For 31 to 35 =2.5 Credit
6. For 36 to 41 =3 Credit
7. For 42 to 47 =3.5 Credit
8. For 48 and above =4 Credit

For registration to MOOCs Courses, the students shall follow Coursera registration details as per the assigned login and password by the Institute these courses may be cleared during the B. Tech degree program (as per the list provided). After successful completion of these MOOCs courses, the students shall provide their successful completion status/certificates to the Controller of Examination (COE) of the Institute through their coordinators/Mentors only.

The students shall be awarded Honours Degree as per following criterion.

- i. If he / she secures 7.50 as above CGPA.
- ii. Passed each subject of that degree program in the single attempt without any grace.
- iii. Successful completion of MOOCs based 20 credits



**NOIDA INSTITUTE OF ENGINEERING AND TECHNOLOGY**  
**GREATER NOIDA-201306**  
**(An Autonomous Institute)**  
**School of Computer Science & Information Technology**

Course Code: BMICSCC0301				Course name : Employability Skill Development – I						L	T	P	C	
Course Offered in: M. Tech (Int.)										2	0	0	2	
Pre-requisite: Programming Language C														
Course Objectives: This course introduces the fundamentals of computer systems, basic mathematics for computing, and software development principles. It emphasizes algorithm design and C++ programming skills. Through hands-on practice and project-based learning, students develop problem-solving abilities and teamwork while creating real-world applications, mini-games, and simulations, enhancing both technical and collaborative competencies														
Course Outcome: After completion of the course, the student will be able to												Bloom’s Knowledge Level (KL)		
CO1	Apply sets, relations, functions to computational problem-solving												K3	
CO2	Understand and implement the steps in the software development life cycle using logical reasoning and flowcharts.												K3	
CO3	Design and develop small-scale software projects or games using structured programming and project-based approaches.												K6	
CO4	Collaborate in teams to plan, develop, and present a complete software project, demonstrating problem-solving and communication skills.												K6	
CO-PO Mapping (Scale 1: Low, 2: Medium, 3: High)														
CO-PO Mapping	PO1	PO2	PO3	PO4	PO5	PO6	PO7	PO8	PO9	PO10	PO11	PSO1	PSO2	PSO3
CO1	3	3	2	2	-	-	-	2	-	-	-	1	1	1
CO2	3	3	3	2	-	-	-	2	-	-	-	2	2	3
CO3	3	3	3	2	-	-	-	2	-	-	-	3	2	3
CO4	3	3	3	3	-	-	-	2	-	-	-	3	2	3
Course Contents / Syllabus														
Module 1		Foundations of Computer Systems and Mathematical Concepts											4 hours	
Computer System Fundamentals: Introduction to Assembler, Compiler, Interpreter, Role of Loader and Linker in program execution.														



**Mathematical Foundations for Computing:** Sets, Relations, and Functions: definitions and applications, Principle of Mathematical Induction and its use in proofs.

<b>Module 2</b>	<b>Software Development Fundamentals</b>	<b>6 hours</b>
-----------------	------------------------------------------	----------------

Introduction to Software Development Life Cycle, Step-by-step solution to simple problems, Developing logic/flowchart/pseudocode, simple games, puzzles, Step-wise refinement and Procedural Abstraction

<b>Module 3</b>	<b>Project-Based Learning</b>	<b>10 hours</b>
-----------------	-------------------------------	-----------------

Introduction to the basics of C++, Implementation of control structures through practical tasks such as creating a number guessing game using loops and conditions, Functions and scope demonstrated by developing a menu-driven applications using user-defined functions, implement simple logic-based games including puzzles, tic-tac-toe, Hangman etc., the concept of pointers and dynamic memory allocation is introduced by creating a dynamic leader board to store player scores. File handling in C++ to save high scores or game states to external files.

<b>Module 4</b>	<b>Project/Game Development</b>	<b>10 hours</b>
-----------------	---------------------------------	-----------------

---

Project Planning & Development (Teams, roles, idea pitching, develop C++ game or simulation), Mini Project, Project Demonstration and Review

**Total Lectures : 30 hours**

### Reference Books:

S.No	Book Title
------	------------

1	Bjarne Stroustrup ,Programming: Principles and Practice Using C++, 2 <sup>nd</sup> Edition
---	--------------------------------------------------------------------------------------------

2	Scott Meyers , Effective Modern C++, Shroff/O'Reilly
---	------------------------------------------------------

## NPTEL/ YouTube/ Faculty Video Link:

### Mode of Evaluation

CIE							ESE	Total
ST1	ST2	ST3	TA1 10	TA2 10	TA3 10	Attendance 10		
60			40					100



**NOIDA INSTITUTE OF ENGINEERING AND TECHNOLOGY**  
**GREATER NOIDA-201306**  
**(An Autonomous Institute)**  
**School of Computer Science & Information Technology**

Course Code: BMIASL0301N	Course Name: Technical Communication	L	T	P	C
Course Offered in: M.Tech(Int.)		2	0	0	2
Pre-requisite: Intermediate level (CEFR) and above					
Course Objectives:					
<ol style="list-style-type: none"> <li>1. <b>Demonstrate effective verbal and non-verbal communication skills</b> in diverse professional settings, including meetings, presentations, and interpersonal interactions.</li> <li>2. <b>Develop and apply clear, concise, and audience-appropriate written communication</b>, such as emails, letters, memos, resume', using correct grammar, tone, and format.</li> <li>3. <b>Adapt communication style based on cultural, organizational, and situational contexts</b> to foster inclusive and respectful professional relationships.</li> <li>4. <b>Employ digital communication tools and platforms</b> (e.g., video conferencing, business messaging apps) responsibly and effectively in remote or hybrid work environments.</li> </ol>					
Course Outcome: After completion of the course, the student will be able to			Bloom's Knowledge Level (KL)		
CO1	Comprehend the principles and functions of technical communication.			K2	
CO2	Write for specific audience and purpose to fulfil the provided brief			K3	
CO3	Recognize and produce different kinds of technical documents.			K3	
CO4	Apply effective speaking skills to efficiently carry out official discourses.			K3	
CO5	Demonstrate their understanding of communication through digital media.			K3	
CO-PO Mapping (Scale 1: Low, 2: Medium, 3: High)					

<b>CO-PO Mapping</b>	<b>PO1</b>	<b>PO2</b>	<b>PO3</b>	<b>PO4</b>	<b>PO5</b>	<b>PO6</b>	<b>PO7</b>	<b>PO8</b>	<b>PO9</b>	<b>PO10</b>	<b>PO11</b>	<b>PSO1</b>	<b>PSO2</b>	<b>PSO3</b>
<b>CO1</b>	1	1	1	1	1	2	1	2	3	1	1	1	1	2
<b>CO2</b>	1	1	1	1	1	1	1	2	3	1	1	1	1	1
<b>CO3</b>	1	1	1	1	1	1	1	2	3	1	1	1	1	2
<b>CO4</b>	1	1	1	1	1	1	1	2	3	1	1	1	1	2
<b>CO5</b>	1	1	1	1	1	1	1	2	3	1	1	1	1	2

#### Course Contents / Syllabus

<b>Module 1</b>	<b>Introduction to Technical Communication</b>	<b>4 Hours</b>
<b>Technical Communication:</b> Definition, Process, Types, Levels, and Flow; <b>Barriers to Technical Communication:</b> emphasis on gender neutral language and cultural sensitivity; <b>Significance of audience in technical communication</b>		
<b>Module 2</b>	<b>Technical Writing 1</b>	<b>5 Hours</b>
<b>Technical writing skill:</b> characteristics, examples; <b>Business letters/emails:</b> Content organization, Tone and intent; <b>Agenda &amp; Minutes of Meetings</b>		
<b>Module 3</b>	<b>Technical Writing 2</b>	<b>5 Hours</b>
<b>Job application, Resume'; Report, proposal; Technical paper:</b> Abstract; <b>Ethical Writing:</b> Copy Editing, Referencing and Plagiarism		
<b>Module 4</b>	<b>Public Speaking</b>	<b>6 Hours</b>
<b>Components of effective speaking:</b> Simplicity, order, balance in arranging ideas. Importance of <i>KOPPACT</i> ; <b>Appearing for a job interview:</b> FAQs; <b>Telephonic &amp; Online Interviews</b>		
<b>Module 5</b>	<b>Virtual/Remote Communication</b>	<b>4 Hours</b>
<b>Remote work:</b> online platforms; <b>Video conferencing;</b> <b>Virtual etiquette:</b> email ids, usernames; <b>Writing Blogs &amp; creating Vlogs</b>		

Total Lecture Hours						24 Hours	
Textbook:							
1	Technical Communication – Principles and Practices, 4 <sup>th</sup> Edition by Meenakshi Raman & Sangeeta Sharma, Oxford Univ. Press, 2022, New Delhi.						
Reference Books:							
1	Technical Communication, 15 <sup>th</sup> Edition by John M. Lannon & Laura J. Gurak, Pearson, 2021						
2	Spoken English- A Manual of Speech and Phonetics (5 <sup>th</sup> Edition) by R K Bansal & J B Harrison, Orient Blackswan, 2024, New Delhi.						
3	Business Correspondence and Report Writing by Prof. R C Sharma, Krishna Mohan, and Virendra Singh Nirban (6 Edition), Tata McGraw Hill & Co. Ltd., 2020, New Delhi.						
4	Intercultural Communication in Virtual Exchange by Francesca Helm, Cambridge Univ. Press, 2024.						
NPTEL/ You tube/ Faculty Video Link:							
Unit 1	<a href="https://onlinecourses.nptel.ac.in/noc24_ge37/preview">https://onlinecourses.nptel.ac.in/noc24_ge37/preview</a>						
Unit 2	<a href="https://archive.nptel.ac.in/courses/109/106/109106094/">https://archive.nptel.ac.in/courses/109/106/109106094/</a>						
Unit 3	<a href="https://www.youtube.com/watch?v=kOJlwMJxEG0&amp;t=8s">https://www.youtube.com/watch?v=kOJlwMJxEG0&amp;t=8s</a>						
Unit 4	<a href="https://www.youtube.com/watch?v=Sg7Q_dC_fWU&amp;list=PLPuC5CMHiqmuzq_KQ4aw0V9Q7xJY6aezb">https://www.youtube.com/watch?v=Sg7Q_dC_fWU&amp;list=PLPuC5CMHiqmuzq_KQ4aw0V9Q7xJY6aezb</a>						
Unit 5	<a href="https://www.youtube.com/watch?v=ymLFJDpjjCk&amp;list=PLPuC5CMHiqmuzq_KQ4aw0V9Q7xJY6aezb&amp;index=6">https://www.youtube.com/watch?v=ymLFJDpjjCk&amp;list=PLPuC5CMHiqmuzq_KQ4aw0V9Q7xJY6aezb&amp;index=6</a>						
Mode of Evaluation							
CIE						ESE	Total
ST1	ST2	ST3	TA1 5	TA2 5	Attendance 10		
30			20			50	100

<b>Course Code: BMICSE0303A</b>		<b>Course Name: Operating Systems</b>										<b>L</b>	<b>T</b>	<b>P</b>	<b>C</b>
<b>Course Offered in: M.Tech(Int.)</b>												<b>2</b>	<b>0</b>	<b>0</b>	<b>2</b>
<b>Pre-requisite:</b> Basic knowledge of computer fundamentals, C programming, Data structure and Computer organization.															
<b>Course Objectives:</b> The objective of the course is to provide a foundational understanding of operating system concepts, including system architecture, process and thread management, concurrency, deadlock, resource management, memory and file systems, Linux shell scripting, and an introduction to virtualization and distributed systems.															
<b>Course Outcome:</b> After completion of the course, the student will be able to												Bloom’s Knowledge Level (KL)			
<b>CO1</b>	Understand operating system architecture and types, and use the Linux CLI for basic Operations.											K2			
<b>CO2</b>	Implement the CPU scheduling algorithms including uses of multithreading models.											K4			
<b>CO3</b>	Implement concurrency control, process synchronization techniques, and deadlock handling techniques											K4			
<b>CO4</b>	Implement memory management strategies and page replacement algorithms to optimize system performance.											K4			
<b>CO5</b>	Analyze file systems and configure distributed systems and virtual machines in modern operating systems.											K4			
<b>CO-PO Mapping (Scale 1: Low, 2: Medium, 3: High)</b>															
<b>CO-PO Mapping</b>	<b>PO1</b>	<b>PO2</b>	<b>PO3</b>	<b>PO4</b>	<b>PO5</b>	<b>PO6</b>	<b>PO7</b>	<b>PO8</b>	<b>PO9</b>	<b>PO1 0</b>	<b>PO1 1</b>	<b>PSO1</b>	<b>PSO 2</b>	<b>PSO3</b>	
<b>CO1</b>	3	2	2	1	2	0	0	0	0	1	1	2	1	2	
<b>CO2</b>	3	3	3	2	2	0	0	0	0	1	1	2	2	1	



Unit 5		File Management & Modern Operating System	04 hours
File Management: - File Management: Access Mechanism, File Allocation Method, Free Space Management: -Bit Vector, Linked List, DISK: Disk Architecture, HDD vs SSD, Disk Scheduling Algorithms Modern Operating System: -Overview of modern operating system, Modern OS features: Multitasking, virtualization, security, scalability, Shared Memory concepts, Distributed system, Parallel system & its architecture, Virtual machines – hypervisor, Introduction to GPU Applications: Large File Storage in a Distributed Manner.			
Total Lecture Hours			32 hours
Textbook:			
1	Abraham Silberschatz, Peter Baer Galvin and Greg Gagne” Operating System Concepts Essentials” , Willey Publication,10th Edition,2018.		
2	Marks G. Sobell “A practical guide to Linux: Commands, Editors and Shell Programming”, CreateSpace Independent Publishing Platform, 4 <sup>th</sup> Edition,2017.		
3	Jason Cannon “LINUX for beginners”, 1stEdition,2014		
Reference Books:			
1	William Stallings “Operating Systems: Internals and Design Principles”, Pearson Education , 9th Edition, 2019.		
2	Charles Patrick Crowley, “Operating System: A Design-oriented Approach” , McGraw Hill Education ,2017.		
3	Ganesh Naik “Learning Linux Shell Scripting”, Packt Publishing ,2nd Edition 2018.		
NPTEL/ Youtube/ Faculty Video Link:			
Unit 1	CS162 Lecture 1: What is an Operating System? (youtube.com) Operating System #01 Introduction to OS, its Roles & Types (youtube.com) Operating System #14 What is an Interrupt? Types of Interrupts - YouTube <a href="https://www.youtube.com/watch?v=akU1Ji8Vzdk&amp;list=PLbMVogVj5nJRa3VKt_eyZdJ_DitCz1cvQ">https://www.youtube.com/watch?v=akU1Ji8Vzdk&amp;list=PLbMVogVj5nJRa3VKt_eyZdJ_DitCz1cvQ</a> <a href="https://www.youtube.com/watch?v=rRGCGZ6OHw8&amp;list=PLbMVogVj5nJRa3VKt_eyZdJ_DitCz1cvQ&amp;index=2">https://www.youtube.com/watch?v=rRGCGZ6OHw8&amp;list=PLbMVogVj5nJRa3VKt_eyZdJ_DitCz1cvQ&amp;index=2</a>		

Unit 2	Operating System #03 Programs & Processes, System Calls, OS Structure (youtube.com) Operating System #18 CPU Scheduling: FCFS, SJF, SRTF, Round Robin - YouTube Operating System #19 Priority Scheduling Algorithms, Multilevel Queues - YouTube Operating System #20 Multi Processor Scheduling (youtube.com) Operating System #33 Threads: Thread Model, Thread vs Process, pthread library (youtube.com) Operating System #34 Threads: User level & Kernel level thread, Threading issues (youtube.com) <a href="https://www.youtube.com/watch?v=3eG27YUbzyM&amp;list=PLbMVogVj5nJRa3VKt_eyZdJ_DitCz1_cvQ&amp;index=3">https://www.youtube.com/watch?v=3eG27YUbzyM&amp;list=PLbMVogVj5nJRa3VKt_eyZdJ_DitCz1_cvQ&amp;index=3</a>						
Unit 3	CS162: Lecture 6: Synchronization 1: Concurrency and Mutual Exclusion (youtube.com) CS162: Lecture 6.5: Concurrency and Mutual Exclusion (Supplemental) (youtube.com) Operating System #04 CPU Sharing, Race Conditions, Synchronization, CPU Scheduling (youtube.com) Operating System #26 Bakery Algorithm - YouTube Operating System #27 Hardware Locks: Spinlock & its Usage (youtube.com) Operating System #31 Deadlocks: Deadlock Detection & Recovery (youtube.com)						
Unit 4	Operating System #05 Memory Management: Process, Fragmentation, Deallocation, (youtube.com) Operating System #06 Virtual Memory & Demand Paging in Operating Systems (youtube.com) Operating System #07 MMU Mapping   How Virtual Memory Works? – YouTube						
Unit 5	<a href="https://www.youtube.com/watch?v=qbQCQ0U6H0o">https://www.youtube.com/watch?v=qbQCQ0U6H0o</a> <a href="https://www.youtube.com/watch?v=SnKgEuUfV4k">https://www.youtube.com/watch?v=SnKgEuUfV4k</a> <a href="https://www.youtube.com/watch?v=cVFyK1f5lDw">https://www.youtube.com/watch?v=cVFyK1f5lDw</a> <a href="https://www.youtube.com/watch?v=Z0Vkm9faoM&amp;list=PLbMVogVj5nJRa3VKt_eyZdJ_DitCz1cvQ&amp;index=4">https://www.youtube.com/watch?v=Z0Vkm9faoM&amp;list=PLbMVogVj5nJRa3VKt_eyZdJ_DitCz1cvQ&amp;index=4</a> <a href="https://www.youtube.com/watch?v=_BtDcroOTSA">https://www.youtube.com/watch?v=_BtDcroOTSA</a> <a href="#">CUDA Programming Course – High-Performance Computing with GPUs</a>						
<b>Mode of Evaluation</b>							
<b>CIE</b>						<b>ESE</b>	<b>Total</b>
<b>ST1</b>	<b>ST2</b>	<b>ST3</b>	<b>TA1 5</b>	<b>TA2 5</b>	<b>Attendance 10</b>		
<b>30</b>			<b>20</b>			<b>50</b>	<b>100</b>



Course Code: BMICSE0301		Course Name: DATA STRUCTURES AND ALGORITHMS-1										L	T	P	C
Course Offered in: M.Tech(Int.)												3	0	0	3
Pre-requisite: The concept of Programming Language.															
Course Objective:															
The objective of the course is to learn the basic concepts of algorithm analysis, along with the implementation of linear data structure.															
Course Outcome: After completion of the course, the student will be able to:															
S. No	Course Outcome													Bloom's Level	
CO1	Understand the concept of algorithm analysis and its importance for computational problem solving.													K2	
CO2	Implement arrays for searching, sorting, and hashing to foster critical thinking.													K3	
CO3	Analyse the performance and structural differences of linked lists with arrays and the implementation of linked list with their applications.													K4	
CO4	Apply the concept of Stacks and Queues to implement Linear Data Structures and solve real-world computational problems.													K3	
CO5	Implement and analyse divide & conquer algorithm and greedy approaches for efficient problem-solving across diverse contexts.													K4	
CO-PO Mapping (Scale: 1: Low, 2: Medium, 3: High)															
CO-PO Mapping	PO1	PO2	PO3	PO4	PO5	PO6	PO7	PO8	PO9	PO10	PO11	PSO1	PSO2	PSO3	
CO1	3	3	2	3	3	1	1	1	1	1	2	3	1	2	
CO2	3	3	2	2	3	1	1	1	1	1	2	3	1	2	
CO3	3	3	2	2	3	1	1	1	1	1	2	3	1	2	
CO4	3	3	3	2	3	1	1	1	1	1	2	3	1	2	
CO5	3	3	3	3	3	1	1	1	1	1	3	3	1	2	

<b>Course Contents / Syllabus</b>		
<b>Unit 1</b>	<b>Introduction to Data Structure and Algorithms</b>	<b>10 hours</b>
Algorithms, Analysing Algorithms, Complexity of Algorithms, Growth of Functions, Methods of solving Recurrences, Performance Measurements, Time and Space Complexity of an algorithm, Asymptotic notations (Big Oh, Big Theta and Big Omega), Abstract Data Types (ADT). Data types: Primitive and non-primitive, Introduction to Data structure, Types of Data Structures- Linear & Non-Linear Data Structures.		
<b>Unit 2</b>	<b>Design and Analysis of Algorithms: Arrays, searching and sorting, Hashing</b>	<b>9 hours</b>
Arrays: Definition, Single and Multidimensional Arrays, Representation of Arrays: Row Major Order, and Column Major Order, Derivation of Index Formulae for 1-D,2-D,3-D and n-D Array Application of Arrays: Sparse Matrices and their Representations. Searching algorithm with analysis: Linear search, Binary search. Sorting algorithm with analysis: Bubble sort, Insertion sort, Selection sort, Shell Sort, sorting in Linear Time- Counting Sort. Hashing: The symbol table, Hashing Functions, Collision-Resolution Techniques, Hashing for direct files.		
<b>Unit 3</b>	<b>Design and Analysis of Algorithms: Linked lists Data Structure</b>	<b>10 hours</b>
Comparison of Array, List and Linked list Types of linked list: Singly Linked List, Doubly Linked List, Circular Linked List Polynomial Representation and Addition of Polynomials.		
<b>Unit 4</b>	<b>Design and Analysis of Algorithms: Stacks Data Structure, Recursion and Queue Data Structure</b>	<b>10 hours</b>
Primitive Stack operations: Push & Pop, Array and Linked List Implementation of Stack, Application of stack: Infix, Prefix, Postfix Expressions and their mutual conversion, Evaluation of postfix expression. Principles of recursion, Tail recursion, Removal of recursion, Problem solving using iteration and recursion with examples such as binary search, Fibonacci series, and Tower of Hanoi, Trade-offs between iteration and recursion. Merge sort and Quick sort algorithms with analysis. Array and linked List implementation of queues, Operations on Queue: Create, Insert, Delete, Full and Empty, Circular queues, Dequeue and Priority Queue algorithms with analysis		
<b>Unit 5</b>	<b>Design and Analysis of Algorithms: Divide and Conquer Algorithm and Greedy Algorithms</b>	<b>9 hours</b>
Divide and Conquer concepts with Examples Such as Quick sort, Merge sort. Greedy Methods with Examples Such as Activity Selection, Task Scheduling, Fractional Knapsack Problem, Huffman Encoding.		
<b>Total Lecture Hours</b>		<b>48 hours</b>
<b>Textbook:</b> 1. Michael T. Goodrich, Roberto Tamassia, "Data Structures and Algorithms in Python: An Indian Adaptation", 1st Edition, 2021. 2. Lipschutz, "Data Structures" Schaum's Outline Series, Tata McGraw-hill Education (India) Pvt. Ltd, 2nd Edition, 2017. 3. Horowitz and Sahani, "Fundamentals of Data Structures", Computer Science Press, 1st Edition, 1993.		
<b>Reference Books:</b> 1. T. H. Cormen, C. E. Leiserson, R. L. Rivest, and C. Stein, Introduction to Algorithms, 4th ed. Cambridge, MA, USA: MIT Press, 2022.		

2. N. Karumanchi, Data Structures and Algorithms Made Easy: Data Structure and Algorithmic Puzzles, 5th ed. Noida, India: CareerMonk Publications, 2016.
3. A. Y. Bhargava, Grokking Algorithms: An Illustrated Guide for Programmers and Other Curious People, 2nd ed. Shelter Island, NY, USA: Manning Publications, 2024.
4. R. Sedgewick and K. Wayne, Algorithms, 4th ed. Boston, MA, USA: Addison-Wesley, 2011.
5. S. S. Skiena, The Algorithm Design Manual, 2nd ed. London, U.K.: Springer, 2011.

**NPTEL/ YouTube/ Faculty Video Link:**

Unit 1	<a href="https://youtu.be/u5AXxR4GnRY">https://youtu.be/u5AXxR4GnRY</a>
Unit 2	<a href="https://www.youtube.com/watch?v=LQx9E2--p5c&amp;pp=ygUMYXJyYXlzIG5wdGVs">https://www.youtube.com/watch?v=LQx9E2--p5c&amp;pp=ygUMYXJyYXlzIG5wdGVs</a>
Unit 3	<a href="https://www.youtube.com/watch?v=K7VIKIUdo20&amp;pp=ygUPbGluayBsaXN0IG5wdGVs">https://www.youtube.com/watch?v=K7VIKIUdo20&amp;pp=ygUPbGluayBsaXN0IG5wdGVs</a>
Unit 4	<a href="https://www.youtube.com/watch?v=g1USSZVWDsY&amp;list=PLB3CD0BBB95C1BF09&amp;index=2&amp;pp=iAQB">https://www.youtube.com/watch?v=g1USSZVWDsY&amp;list=PLB3CD0BBB95C1BF09&amp;index=2&amp;pp=iAQB</a>  <a href="https://www.youtube.com/watch?v=THMyk2_p530&amp;pp=ygUccXVldWUgZGF0YSBzdHJ1Y3R1cmUgICBucHRlbA%3D%3D">https://www.youtube.com/watch?v=THMyk2_p530&amp;pp=ygUccXVldWUgZGF0YSBzdHJ1Y3R1cmUgICBucHRlbA%3D%3D</a>
Unit 5	<a href="https://www.youtube.com/watch?v=VV9v41FIq0&amp;pp=ygUZZGl2aWRlIGFuZCBjb25xdWVyICBucHRlbA%3D%3D">https://www.youtube.com/watch?v=VV9v41FIq0&amp;pp=ygUZZGl2aWRlIGFuZCBjb25xdWVyICBucHRlbA%3D%3D</a>  <a href="https://www.youtube.com/watch?v=ARvQcqJ_-NY&amp;list=PLfFeAJ-vQopt_S5XlayyvDFL_mi2pGJE3">https://www.youtube.com/watch?v=ARvQcqJ_-NY&amp;list=PLfFeAJ-vQopt_S5XlayyvDFL_mi2pGJE3</a>

**Mode of Evaluation:**

CIE						ESE	Total
ST1	ST2	ST3	TA1 (5)	TA2 (5)	Attendance (10)		
30			20			100	150



Solving Problem: Water-Jug problem, Queens Problem, Travelling Salesperson Problem, Missionaries Cannibals problem, tiles problem.

<b>Module 3</b>	<b>Knowledge Representation and Reasoning</b>	<b>8 hours</b>
-----------------	-----------------------------------------------	----------------

---

Building a Knowledge Base: Propositional logic, first order logic, Semantic Net, Frame.

Expert System: Expert System, Architecture of Expert System

<b>Module 4</b>	<b>Statistical Reasoning</b>	<b>6 hours</b>
-----------------	------------------------------	----------------

---

Probability and Bayes Theorem, Certainty factors and Rule Based systems, Bayesian Networks, Dempster-Shafer Theory, Fuzzy Logic.

<b>Total Lecture Hours</b>	<b>32 hours</b>
----------------------------	-----------------

Textbook:

S.No	Book Title
------	------------

1	Stuart Russell & Peter Norvig , <i>Artificial Intelligence: A Modern Approach</i> , Pearson Education, 4th Edition, 2020
---	--------------------------------------------------------------------------------------------------------------------------

2	Elaine Rich, Kevin Knight, Shivashankar B. Nair , <i>Artificial Intelligence</i> , McGraw-Hill Education, 3rd Edition, 2009
---	-----------------------------------------------------------------------------------------------------------------------------

**Reference Books:**

S.No	Book Title
------	------------

1	P. S. Deshpande, <i>Artificial Intelligence and Machine Learning</i> , Dreamtech Press, 1 <sup>st</sup> Edition, 2020
---	-----------------------------------------------------------------------------------------------------------------------

2	Wolfgang Ertel, <i>Introduction to Artificial Intelligence</i> , Springer, 2nd Revised Edition (English Translation), 2017
---	----------------------------------------------------------------------------------------------------------------------------

**NPTEL/ Youtube/ Faculty Video Link:**

<b>Module 1</b>	<a href="https://www.youtube.com/watch?v=qHhwkV00KJ8&amp;ab_channel=URBS-LabwithRyanUrbanowicz">https://www.youtube.com/watch?v=qHhwkV00KJ8&amp;ab_channel=URBS-LabwithRyanUrbanowicz</a>
-----------------	-------------------------------------------------------------------------------------------------------------------------------------------------------------------------------------------

<b>Module 2</b>	<a href="https://www.youtube.com/watch?v=-IO4fPO0rxk&amp;ab_channel=StanfordOnline">https://www.youtube.com/watch?v=-IO4fPO0rxk&amp;ab_channel=StanfordOnline</a>
-----------------	-------------------------------------------------------------------------------------------------------------------------------------------------------------------

<b>Module 3</b>	<a href="https://www.youtube.com/watch?v=l-hh51ncgDI">https://www.youtube.com/watch?v=l-hh51ncgDI</a>
-----------------	-------------------------------------------------------------------------------------------------------

<b>Module 4</b>	<a href="https://www.youtube.com/watch?v=adx04dTgJsw&amp;ab_channel=MuhammadUmarFarooq">https://www.youtube.com/watch?v=adx04dTgJsw&amp;ab_channel=MuhammadUmarFarooq</a>
-----------------	---------------------------------------------------------------------------------------------------------------------------------------------------------------------------

Mode of Evaluation	
--------------------	--

CIE						ESE	Total
ST1	ST2	ST3	TA1 5	TA2 5	Attendance 10		
30			20			50	100

# NOIDA INSTITUTE OF ENGINEERING AND TECHNOLOGY GREATER NOIDA-201306

(An Autonomous Institute)

**School of Computer Science & Information Technology**

<b>Course Code:</b> BMICSE0305X	<b>Course Name:</b> Computer Architecture & Parallel Processing	<b>L</b>	<b>T</b>	<b>P</b>	<b>C</b>
<b>Course Offered in:</b> M.Tech(Int.)		<b>3</b>	<b>0</b>	<b>0</b>	<b>3</b>

**Pre-requisite:** Basic knowledge of computer systems, Logic gates and their operations.

**Course Objectives:** This course aims to provide a comprehensive understanding of computer organization and architecture, covering processor design, memory systems, and control units. It explores advanced topics such as cache coherence, parallel architectures, and scalable shared memory systems. Students will gain insight into system performance through instruction execution, arithmetic operations, synchronization, and interconnect strategies.

<b>Course Outcome:</b> After completion of the course, the student will be able to		<b>Bloom's Knowledge Level (KL)</b>
<b>CO1</b>	Understand the basic structure and operation of a digital computer system.	K2
<b>CO2</b>	Analyze the design of arithmetic & logic unit and understand the fixed point and floating-point arithmetic operations.	K4
<b>CO3</b>	Implement control unit techniques and the concept of Pipelining.	K3
<b>CO4</b>	Analyze parallel architectures and coherence protocols by exploring memory hierarchy, cache coherence mechanisms, and multiprocessor design techniques to ensure correctness and performance in parallel systems.	K4
<b>CO5</b>	Analyze scalable shared memory systems by evaluating directory coherence protocols, memory consistency models, synchronization mechanisms, and interconnect strategies to ensure system	K4,K5

## CO-PO Mapping (Scale 1: Low, 2: Medium, 3: High)

<b>CO-PO Mapping</b>	<b>PO1</b>	<b>PO2</b>	<b>PO3</b>	<b>PO4</b>	<b>PO5</b>	<b>PO6</b>	<b>PO7</b>	<b>PO8</b>	<b>PO9</b>	<b>PO10</b>	<b>PO11</b>	<b>PSO1</b>	<b>PSO2</b>	<b>PSO3</b>
<b>CO1</b>	3	2	1	0	0	0	0	1	0	2	1	1	1	2
<b>CO2</b>	3	3	2	1	1	0	0	1	1	2	2	1	2	2
<b>CO3</b>	3	3	2	1	2	0	0	1	1	2	2	1	2	1
<b>CO4</b>	3	3	3	2	3	1	1	2	2	3	2	1	1	2

CO5	3	3	3	3	3	1	1	2	3	3	3	1	1	1
<b>Course Contents / Syllabus</b>														
<b>Unit 1</b>		Introduction								<b>08 hours</b>				
Computer Organization and Architecture, Functional units of digital system and their interconnections, buses, bus architecture, types of buses and bus arbitration and its types. Register, bus and memory transfer. Processor organization, general registers organization, stack organization and addressing modes.														
<b>Unit 2</b>		ALU Unit								<b>08 hours</b>				
Arithmetic and logic unit: Multiplication: Signed operand multiplication, Booth's algorithm and array multiplier. Division and logic operations. Floating point arithmetic operation, Arithmetic & logic unit design. IEEE Standard for Floating Point Numbers.														
<b>Unit 3</b>		Control Unit								<b>08 hours</b>				
Control Unit: Instruction types, formats, instruction cycles and sub cycles (fetch and execute etc.), micro- operations, execution of a complete instruction. Program Control, Reduced Instruction Set Computer, Complex Instruction Set Computer, Pipelining. Hardwire and microprogrammed control, Concept of horizontal and vertical microprogramming, Flynn's classification.														
<b>Unit 4</b>		Introduction to Parallel Architectures								<b>08 hours</b>				
Introduction to Parallel Architectures, Parallel Programming models and Architectures, Memory Hierarchy-Cache and Virtual memory, Overview of Cache coherence, Coherence Protocols- Snooping, Directory based protocols, VI protocol, MSI, MESI, Dragon protocol and Correctness of coherence protocols- Types of cache misses, update vs invalidate protocol, Snoop based multiprocessor design, Single and multi-level cache with atomic and bus split transaction bus														
<b>Unit 5</b>		Parallel Systems								<b>04 hours</b>				
Scalable shared memory systems: Directory coherence protocols- Memory based, cache based, correctness, Case study: Origin- Architecture, protocol, correctness; Sequent NUMA Q- Architecture, protocol, correctness, Memory consistency models- Sequential, Relaxed consistency models, Synchronization- LL-SC, point to point, barrier synchronization, Interconnects- Introduction, Topologies, routing, flow control														
<b>Total Lecture Hours</b>										<b>32 hours</b>				
<b>Textbook:</b>														
<b>1</b>	M. Mano, "Computer System Architecture", 3rd Edition, Pearson Publication, 2007.													
<b>2</b>	John P. Hayes, Computer Architecture and Organization, Tata McGraw Hill, Third Edition, 1998.													
<b>3</b>	William Stallings, Computer Organization and Architecture-Designing for Performance, Pearson Education, Seventh edition, 2006.													

4	D. E. Culler and J. P. Singh with A. Gupta, Parallel Computer Architecture. Morgan- Kaufmann publishers.						
5	J.L. Hennessy and D. A. Patterson, Computer Architecture: A Quantitative Approach. Morgan- Kaufmann publishers.						
6	M. Dubois, M. Annavaram, Per Stenstrom, Parallel Computer Organization and Design. Cambridge University Press.						
Reference Books:							
1	Carl Hamacher, Zvonko Vranesic, Safwat Zaky, Computer Organization, McGraw-Hill, Fifth Edition, Reprint 2012						
2	Ray A K, Bhurchandi K M , Advanced Microprocessors and Peripherals, TM						
3	Kai Hwang , “Computer Architecture & Parallel Processing” Mcgraw Hill Education						
NPTEL/ Youtube/ Faculty Video Link							
Unit 1	<a href="https://www.youtube.com/watch?v=L9X7XXfHYdU&amp;list=PLxCzCOWd7aiHMonh3G6QNKq53C6oNXGrX">https://www.youtube.com/watch? v=L9X7XXfHYdU&amp;list=PLxCzCOWd7aiHMonh3G6QNKq53C6oNXGrX</a>						
Unit 2	<a href="https://www.youtube.com/watch?v=WLgXUPOjKEc">https://www.youtube.com/watch?v=WLgXUPOjKEc</a>						
Unit 3	<a href="https://www.youtube.com/watch?v=BPhWIFIU1rc">https://www.youtube.com/watch?v=BPhWIFIU1rc</a>						
Unit 4	<a href="https://www.youtube.com/watch?v=6R7JDkpG1Wk&amp;list=PLrjkTql3jnm8HbdMwBYIMAd3UdstWChFH">https://www.youtube.com/watch? v=6R7JDkpG1Wk&amp;list=PLrjkTql3jnm8HbdMwBYIMAd3UdstWChFH</a>						
Unit 5	<a href="https://www.youtube.com/watch?v=nxryfWg5Hm4">https://www.youtube.com/watch?v=nxryfWg5Hm4</a> <a href="https://www.youtube.com/watch?v=txAyA_UozmM">https://www.youtube.com/watch?v=txAyA_UozmM</a>						
Mode of Evaluation							
CIE						ESE	Total
ST1	ST2	ST3	TA1 5	TA2 5	Attendance 10		
30			20			100	150



LAB Course Code: BMICSE0353A				LAB Course Name: Operating Systems Lab								L	T	P	C
Course Offered in: M.Tech(Int.)												0	0	4	2
Pre-requisite: Basic knowledge of computer fundamentals, C programming, Data structure and Computer organization.															
Course Objectives: The course aims to provide hands-on experience with Linux and shell programming, while the lab focuses on implementing and analyzing key OS algorithms and simulating modern operating systems.															
Course Outcome: After completion of the course, the student will be able to															
												Bloom's Knowledge Level (KL)			
CO1	Execute basic Linux commands and shell scripts to automate file management and system administration tasks.											K3			
CO2	Implement and compare various CPU scheduling algorithms, process synchronization solutions using semaphores and deadlock handling algorithms.											K4			
CO3	Simulate memory allocation techniques and page replacement algorithms, disk management strategies and explore modern OS features including virtualization and distributed computing.											K5			
CO-PO Mapping (Scale 1: Low, 2: Medium, 3: High)															
CO-PO Mapping	PO1	PO2	PO3	PO4	PO5	PO6	PO7	PO8	PO9	PO10	PO11	PSO1	PSO2	PSO3	
CO1	2	1	1	1	3	-	-	2	2	-	3	2	1	2	
CO2	3	3	3	2	2	-	-	2	2	-	2	2	2	3	
CO3	3	2	3	2	3	-	-	2	2	-	3	2	3	3	
List Of Practical's (Indicative & Not Limited To)															
1	Implementation of Linux Commands														
	i. Introduction of Unix/Linux Operating system and their architecture														

	<ul style="list-style-type: none"> <li>ii. Display system information using uname, hostname, and date etc.</li> <li>iii. File operations using cat, touch, cp, mv, rm, and chmod ,umask etc.</li> <li>iv. Create, view, and navigate directories using mkdir, rmdir, cd, pwd, ls etc.</li> <li>v. Disk Commands df,du,mount,unmount,mkfs,fsck etc.</li> <li>vi. Use redirection and piping in commands</li> <li>vii. File compression and archiving using tar, gzip, zip, unzip etc.</li> <li>viii. Process commands ps,kill, killall,nice, pgrep, top,htop etc.</li> <li>ix. Network commands ifconfig, ping, netstat, host,ip route etc.</li> <li>x. Administrator Commands Adduser,Passwd, deluser, usermod, groupadd etc</li> <li>xi. Implement different types of system calls in Unix/Linux.</li> </ul>
2	<b>Shell Scripting Programming</b> <ul style="list-style-type: none"> <li>i. Write a shell script to ask your name, program name and enrollment number and print it on the screen.</li> <li>ii. Write a shell script to find the sum, the average and the product of the four integers entered.</li> <li>iii. write shell script to find average of numbers given at command line</li> <li>iv. Write a shell program to exchange the values of two variables</li> <li>v. Write a shell program to Print Numbers 1 to 10 using while &amp; do while loop.</li> <li>vi. Write a shell program to Print Numbers 1 to 10 using for loop.</li> <li>vii. Write a shell script to display the digits which are in odd position in a given 5-digit number.</li> <li>viii. Write a shell program to search for a given number from the list of numbers provided using binary search method.</li> <li>ix. Write a shell program to concatenate two strings and find the length of the resultant string</li> <li>x. Write a shell script to find the smallest of three numbers</li> <li>xi. Write a shell program to count number of words, characters, white spaces and special symbols in a given text</li> </ul>
	<b>Process &amp; Thread Management</b>
3	Introduction to C Programming (Statement, Conditional Statement, Loop, Array & Function)
4	Implement FCFS CPU Scheduling algorithm.
5	Implement the SJF CPU Scheduling algorithm (For both Pre-emptive and Non-pre-emptive).
6	Implement PRIORITY CPU Scheduling Algorithm (For both Pre-emptive and Non-pre-emptive).
7	Implement Round-Robin CPU Scheduling Algorithm.
8	Implement Multi-Level Queue CPU Scheduling algorithm.
9	Implement Multilevel Feedback Queue CPU Scheduling Algorithm.
	<b>Concurrency and Deadlock Management</b>
10	Execute the RACE Condition of Process Synchronization.
11	Implement the Producer–consumer problem using semaphores.
12	Design a code and implement the Dinning Philosopher problem.
13	Implement Banker’s algorithm of Deadlock Avoidance.

14	Execute an algorithm for Deadlock Detection.
	<b>Memory Management</b>
15	Implement the Memory Fixed-size partition scheme.
16	Implement the Memory Variable-size partition scheme.
17	Simulate the First-Fit contiguous memory allocation technique.
18	Simulate the Best-Fit contiguous memory allocation technique.
19	Simulate the Worst-Fit contiguous memory allocation technique.
20	Implement the Non-contiguous Memory Allocation by using Paging.
	<b>Page Replacement</b>
21	Write a Program to simulate the FIFO page replacement algorithm.
22	Write a Program to simulate the LRU page replacement Algorithm.
23	Write a Program to simulate the Optimal page replacement Algorithm.
	<b>Disk Scheduling</b>
24	Write a program to simulate FCFS Disk Scheduling Algorithm.
25	Write a Program to simulate the SSTF Disk Scheduling Algorithm.
26	Write a program to simulate SCAN Disk Scheduling Algorithm.
27	Write a Program to simulate the C SCAN Disk Scheduling Algorithm.
28	Write a Program to simulate the LOOK Disk Scheduling Algorithm.
29	Simulate all file allocation strategies a) Sequential b) Indexed c) Linked.
	<b>Modern Operating System</b>
30	Introduction of CUDA Programming.
31	Write a program in CUDA print message “Welcome CUDA programming”
32	Implement matrix multiplication using shared memory in CUDA.
33	Connects to VMware vCenter and lists all virtual machines along with their power state.
34	Create a new virtual machine in Azure with specified configurations.
35	Deploy a simple HTTP-triggered distributed Azure Function.
	<b>Total Hours: 48 hrs.</b>

#### Mode of Evaluation

CIE			PE (If mentioned in curriculum)	Total
PS1 10	PS2 20	PS3 20		
50			50	100



**School of Computer Science & Information Technology**

LAB Course Code: BMICSE0351				LAB Course Name: DATA STRUCTURES AND ALGORITHMS-I LAB								L	T	P	C
Course Offered in: M.Tech(Int.)												0	0	4	2
Pre-requisite: The concept of Programming Language															
Course Objective:															
The objective of the course is to compare the time complexities of various algorithm and implementation of linear data structure.															
Course Outcome: After completion of the course, the student will be able to:															
												Bloom's Knowledge Level (KL)			
CO1		Implement array and matrix operations along with searching and sorting algorithms to solve computational problems.										K3			
CO2		Implement Link list, Stack and Queues with their applications.										K3			
CO3		Implement divide and conquer and greedy algorithms to solve problems like sorting, scheduling and optimization.										K3			
CO-PO Mapping (Scale 1: Low, 2: Medium, 3: High)															
CO-PO Mapping		PO1	PO2	PO3	PO4	PO5	PO6	PO7	PO8	PO9	PO10	PO11	PSO1	PSO2	PSO3
CO1		3	3	2	3	3	1	1	1	1	1	2	3	1	2
CO2		3	3	3	2	3	1	1	1	1	1	2	3	1	2
CO3		3	3	3	3	3	1	1	1	1	1	3	3	1	2
List of Practical (Indicative & Not Limited To)															
1. Construct a program to compare the time complexities of selection, bubble and insertion sort by plotting the graph.															

2. Construct a program to compare the time complexities of various algorithms by varying size “n”.
3. Construct a program to find the maximum element in an array.
4. Construct a program to calculate the sum of all elements in an array.
5. Construct a program to reverse the elements of an array.
<b>6.</b> Construct a program to check if an array is sorted in ascending order.
7. Construct a program to count the occurrence of a specific element in an array.
8. Construct a program for creation and traversal of 2D Array in row major and column major order.
9. Construct a program to print the transpose of a given matrix using function.
10. Construct a program to find if a given matrix is Sparse or Not and print Sparse Matrix.
11. Construct a program to represent a sparse matrix in triplet form.
12. Construct a program to implement Linear Search.
13. Construct a program to implement Binary Search.
14. Construct a program to implement Selection Sort.
15. Construct a program to implement Bubble Sort.
16. Construct a program to implement Insertion Sort.
17. Construct a program to implement Shell Sort.
18. Construct a program to implement Counting Sort.
19. Construct a program to create a single linked list and perform basic operations (insertion, deletion, traversal).
20. Construct a program to create a double linked list and perform basic operations (insertion, deletion, traversal).
21. Construct a program to create a circular linked list and perform basic operations (insertion, deletion, traversal).
22. Construct a program to create a circular double linked list and perform basic operations (insertion, deletion, traversal).
23. Construct a program to reverse a single linked list.
24. Construct a program to check if a linked list is palindrome.
25. Construct a program to reverse a double linked list.
26. Construct a program to find the middle element of a single linked list.
27. Construct a program to find the middle element of a double linked list.
28. Construct a program to merge two sorted single linked lists.

29. Construct a program to detect and remove a loop in a circular linked list.		
30. Construct a program to add two polynomials using linked list.		
31. Construct a program to implement stack using array.		
32. Construct a program to implement stack using a linked list.		
33. Construct a program to infix to postfix conversion using a stack.		
34. Construct a program for balanced parentheses checker using a stack.		
35. Construct a program to reverse a string using a stack.		
36. Construct a program to implement Binary search using recursion.		
37. Construct a program to print Fibonacci series using recursion.		
38. Construct a program to implement Tower of Hanoi.		
39. Construct a program to implement queue using array.		
40. Construct a program for implementing a circular queue.		
41. Construct a program to implement queue using stack.		
42. Construct a program to implement priority queue.		
43. Construct a program to implement double ended queue.		
44. Construct a program to implement Merge Sort with recursion.		
45. Construct a program to implement Quick Sort with recursion.		
46. Construct a program to implement Merge Sort using iteration.		
47. Construct a program to implement Quick Sort using iteration.		
48. Construct a program to implement fractional knapsack.		
49. Construct a program to implement Activity selection problem.		
50. Construct a program to implement Job scheduling problem.		
Total Hours		48 Hours
Mode of Evaluation		
CIE	PE (If mentioned in curriculum)	Total
PS		
50		
	50	100



**NOIDA INSTITUTE OF ENGINEERING AND TECHNOLOGY  
GREATER NOIDA-201306**

**(An Autonomous Institute)**

**School of Computer Science & Information Technology**

LAB Course Code: BMICSAI0353	LAB Course Name: Artificial Intelligence Lab	L	T	P	C
Course Offered in: M.Tech(Int.)		0	0	2	1

**Pre-requisite:** Basic knowledge of Python programming, statistics, linear algebra, and data analysis using libraries like NumPy and Pandas

**Course Objectives:**

This course aims to equip students with practical skills in fundamental AI algorithms, including search techniques, adversarial games, knowledge representation, and reasoning. It also develops proficiency in statistical methods such as Bayesian inference and fuzzy logic, enabling effective problem-solving and decision-making under uncertainty.

**Course Outcome:** After completion of the course, the student will be able to

Bloom's Knowledge Level (KL)

<b>CO1</b>	Implement BFS, DFS, A* search, and backtracking techniques to solve graph and constraint satisfaction problems	K3
<b>CO2</b>	Develop adversarial search algorithms like Minimax and Alpha-Beta Pruning for games and heuristic problem solving.	K3
<b>CO3</b>	Apply knowledge representation and uncertainty handling methods to support decision-making in AI systems	K3

**CO-PO Mapping (Scale 1: Low, 2: Medium, 3: High)**

CO-PO Mapping	PO1	PO2	PO3	PO4	PO5	PO6	PO7	PO8	PO9	PO10	PO11	PSO1	PSO2	PSO3
CO1	3	3	2	2	3	-	-	1	-	-	-	2	3	1
CO2	3	3	2	2	3	-	-	1	-	-	-	2	3	2
CO3	2	2	-	1	2	-	-	-	-	-	-	3	3	3

**List Of Practical's (Indicative & Not Limited To)**

## Module 1: Problem Solving Methodologies

1. Implement Breadth First Search (BFS) for a given graph using Python
2. Implement Depth First Search (DFS) for a graph represented using an adjacency list.
3. Write a program to implement A Search algorithm using a given heuristic function.
4. Solve the Map Coloring Problem using Backtracking for 4 colors (Constraint Satisfaction Problem)

## Module 2: Adversarial Search

1. Implement the Minimax algorithm for a two-player game like Tic-Tac-Toe.
2. Implement Alpha-Beta Pruning to optimize the Minimax algorithm in a game tree
3. Develop a program to solve the 8-puzzle (tiles problem) using the A search algorithm.
4. Implement Iterative Deepening Search to solve the Water Jug Problem.

### Module 3: Knowledge Representation and Reasoning

1. Implement a Propositional Logic Evaluator that takes logical expressions and returns their truth values.
2. Develop a First Order Logic (FOL) knowledge base and implement unification and inference using Python
3. Create a Semantic Network representation of a small domain (e.g., animal hierarchy) and allow querying relationships.
4. Simulate a simple Rule-Based Expert System (e.g., medical diagnosis or career advisor) with forward chaining.

### Module 4: Statistical Reasoning

1. Implement a program to calculate conditional probabilities using Bayes' Theorem.
2. Create a basic Bayesian Network for a small problem (e.g., disease diagnosis) and perform probabilistic inference
3. Implement a Fuzzy Logic controller for a temperature control system with fuzzy sets and rules.
4. Implement Dempster-Shafer Theory to combine evidence from multiple sources and calculate belief and plausibility

### Additional list of Practical's

1. Write a program to solve the Missionaries and Cannibals problem using state space search.
2. Implement the Travelling Salesperson Problem (TSP) using a brute-force approach.
3. Solve the N-Queens Problem using the Backtracking algorithm.
4. Develop a simple Rule-Based system that uses Certainty Factors to combine evidence.
5. Develop a program to model a Bayesian Network for a simple decision problem and perform inference to compute posterior probabilities.

**Total Hours: 30 hrs.**

### Mode of Evaluation

CIE	PE	Total
PS	(If mentioned in curriculum)	
25	25	50



# NOIDA INSTITUTE OF ENGINEERING AND TECHNOLOGY GREATER NOIDA-201306

(An Autonomous Institute)

**School of Computer Science & Information Technology**

<b>Course Code: BMICSE0352</b>	<b>Course Name: Object Oriented Techniques using Java</b>	<b>L</b>	<b>T</b>	<b>P</b>	<b>C</b>
<b>Course Offered in: M.Tech(Int.)</b>		<b>0</b>	<b>0</b>	<b>6</b>	<b>3</b>

**Pre-requisite:** Knowledge of basic programming concepts. Basic understanding of computer usage, including the command line.

## Course Objectives:

The objective of this course is to understand the object-oriented methodology, and its techniques to design stand alone and GUI applications using hands-on engaging activities.

**Course Outcome:** After completion of the course, the student will be able to

S.No	Course Outcome	Bloom's Level
CO1	Understand the concepts of object-oriented programming and relationships among them needed in modeling.	K2
CO2	Demonstrate the Java programs using OOP principles and also implement the concepts of lambda expressions.	K3
CO3	Analyze packages with different protection level resolving namespace collision and implement the error handling concepts for uninterrupted execution of Java program.	K4
CO4	Implement Concurrency control, I/O Streams and Java Socket Programming Concepts.	K3
CO5	Design and develop the GUI based application, Generics and Collections in Java programming language to solve the real-world problem.	K6

## CO-PO Mapping (Scale 1: Low, 2: Medium, 3: High)

CO-PO Mapping	PO1	PO2	PO3	PO4	PO5	PO6	PO7	PO8	PO9	PO10	PO11	PSO1	PSO2	PSO3
CO1	3	3	3	3	2	2	1	-	1	-	2	2	2	2
CO2	3	3	3	3	2	2	1	-	1	1	2	2	3	2
CO3	3	3	3	3	3	2	2	-	2	1	2	2	3	3
CO4	3	3	3	3	3	2	2	1	2	1	2	3	3	3

CO5	3	3	3	3	3	2	2	1	2	1	2	3	3	3
<b>Course Contents / Syllabus</b>														
<b>Unit 1</b>		<b>Basics of Java Programming</b>											<b>16 hours</b>	
<b>Object Oriented Programming:</b> Introduction and Pillars of OOP with real life example, jvm architecture and its components <b>Modelling Concepts:</b> Introduction, Class Diagram and Object Diagram, UML concepts: Association, Composition, aggregation, realization, and Generalization. <b>Control Statements:</b> Decision Making, Looping and Branching, Argument Passing Mechanism: Command Line Argument, Console Input. <b>Class and Object:</b> Object Reference, Constructor, Abstraction: Abstract Class, Interface and its uses, Defining Methods, Use of “this” and “super” keyword, Garbage Collection and finalize () Method etc.														
<b>Unit 2</b>		<b>OOPs features, arrays and lambda expressions</b>											<b>16 hours</b>	
<b>Inheritance:</b> Introduction and Types of Inheritance in Java, Access Modifiers, Constructors and super constructor in Inheritance. <b>Polymorphism:</b> Introduction and Types, Overloading and Overriding. <b>Lambda expression:</b> Introduction and Working with Lambda Variables. <b>Arrays:</b> Introduction and its Types. Jagged Array with example														
<b>Unit 3</b>		<b>Packages, Exception Handling and String Handling</b>											<b>16 hours</b>	
<b>Packages:</b> Introduction and Types, Access Protection in Packages, Import and Execution of Packages. <b>Exception Handling, Assertions and Localizations:</b> Introduction and Types, Exceptions vs. Errors, Handling of Exception. Finally, Throws and Throw keyword, Multiple Catch Block, Nested Try and Finally Block, Customized Exceptions, Tokenizer. Assertions and Localizations Concepts and its working. <b>String Handling:</b> Introduction and Types, Operations, Immutable String, Method of String class, String Buffer and String Builder class.														
<b>Unit 4</b>		<b>Concurrency in Java and I/O Stream</b>											<b>16 hours</b>	
<b>Threads:</b> Introduction and Types, Creating Threads, Thread Life-Cycle, Thread Priorities, Daemon Thread, Runnable Class, Synchronizing Threads etc. <b>I/O Stream:</b> Introduction and Types, Common I/O Stream Operations, Interaction with I/O Streams Classes. character and byte oriented stream classes with example <b>Java Socket Programming:</b> Introduction and types(TCP, UDP), java socket program with server-side and client-side by using connection.														
<b>Unit 5</b>		<b>GUI Programming, Generics and Collections</b>											<b>16 hours</b>	
<b>GUI Programming:</b> Introduction and Types, Swing, AWT, Components and Containers, Layout Managers and User-Defined Layout and Event Handling. <b>Generics:</b> Introduction to Generic Classes, types of generic defined in brief, bounded type parameter(Upper and Lower bound), Initializing a Generic Object, Classes, Methods and Interfaces Use enumerated type. <b>Collections:</b> Introduction, main interfaces of collections(Collection, List Set, Map, Queue), classes of collections(ArrayList, Linked list, HashSet, HashMap														

and TreeSet) and methods(List, Set Map) Collection using Iterators

Total Lecture Hours	80 hours
---------------------	----------

**Textbook:**

1. Herbert Schildt,” Java: A Beginner’s Guide”, McGraw-Hill Education 2nd edition
2. E Balagurusamy, “Programming with Java A Primer”, TMH, 4th edition.

**Reference Books:**

1. Cay S. Horstmann, “Core Java Volume I – Fundamentals”, Prentice Hall
2. Joshua Bloch,” Effective Java”, Addison Wesley
3. Herbert Schildt,” Java - The Complete Reference”, McGraw Hill Education 12th edition

NPTEL/ Youtube/ Faculty Video Link:

Unit 1	<a href="https://www.youtube.com/watch?v=r59xYe3Vyks&amp;list=PLS1QulWo1RIbfTjQvTdj8Y6yyq4R7g-Al">https://www.youtube.com/watch?v=r59xYe3Vyks&amp;list=PLS1QulWo1RIbfTjQvTdj8Y6yyq4R7g-Al</a>
Unit 2	<a href="https://www.youtube.com/watch?v=ZHLdVRXIuC8&amp;list=PLS1QulWo1RIbfTjQvTdj8Y6yyq4R7g-Al&amp;index=18">https://www.youtube.com/watch?v=ZHLdVRXIuC8&amp;list=PLS1QulWo1RIbfTjQvTdj8Y6yyq4R7g-Al&amp;index=18</a>
Unit 3	<a href="https://www.youtube.com/watch?v=hBh_CC5y8-s">https://www.youtube.com/watch?v=hBh_CC5y8-s</a>
Unit 4	<a href="https://www.youtube.com/watch?v=qQVqfs3p48">https://www.youtube.com/watch?v=qQVqfs3p48</a>
Unit 5	<a href="https://www.youtube.com/watch?v=2qWPpgALJyw">https://www.youtube.com/watch?v=2qWPpgALJyw</a>

**Mode of Evaluation**

CIE							ESE	Total
ST1	ST2	ST3	TA1 5	TA2 5	TA3 5	Attendance 5		
30			20				100	150

**List Of Practical’s (Indicative & Not Limited To)**

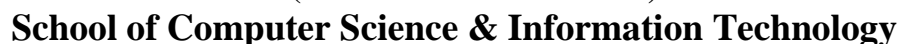
- 1.Understanding Text Editors to Write Programs Compile and run first java file Byte Code and class file
2. Sketch a class and object diagram describing the sales order system of restaurant
3. Sketch a class diagram describing the circle and rectangle class
4. Sketch a class diagram for a college platform including, classroom, playground, chair, table, smart board, teaching staff etc.

5. Sketch a class diagram containing class called Employee, which models an employee with an ID, name and salary. Add method raiseSalary(percent) that increases the salary by the given percentage.
6. Program to display default value of all Primitive data types
7. Implement the code using main() method to calculate and print the Total and Average marks scored by a student from the input given through the command line arguments. Assume that four command line arguments name, marks1, marks2, marks3 will be passed to the main() method in the below class with name TotalAndAvgMarks.
8. Write code which uses if-then-else statement to check if a given account balance is greater or lesser than the minimum balance. Write a class BalanceCheck with public method checkBalance that takes one parameter balance of type double. Use if-then-else statement and print Balance is low if balance is less than 1000. Otherwise, print Sufficient balance.
9. A class NumberPalindrome with a public method isNumberPalindrome that takes one parameter number of type int. Write a code to check whether the given number is palindrome or not. For example Cmd Args : 333 333 is a palindrome
10. Write a class FibonacciSeries with a main method. The method receives one command line argument. Write a program to display fibonacci series i.e. 0 1 1 2 3 5 8 13 21
11. Write a Java Program to find the Factorial of a given number.
12. Java Program to create a class, methods and invoke them inside main method.
13. Write a Java program to illustrate the abstract class concept. Create an abstract class Shape, which contains an empty method numberOfSides(). Define three classes named Trapezoid, Triangle and Hexagon extends the class Shape, such that each one of the classes contains only the method numberOfSides(), that contains the number of sides in the given geometrical figure. Write a class AbstractExample with the main() method, declare an object to the class Shape, create instances of each class and call numberOfSides() methods of each class.
14. Java program to illustrate the static field in the class.
15. Java Program to illustrate static class.
16. Write a java program to access the class members using super keyword
17. Java program to access the class members using this keyword
18. Implement an interface named MountainParts that has a constant named TERRAIN that will store the String value "off_road". The interface will define two methods that accept a String argument name newValue and two that will return the current value of an instance field. The methods are to be named: getSuspension, setSuspension, getType, setType.
19. Java program to demonstrate nested interface inside a interface.
20. Java program to demonstrate nested interface inside a class.
21. Java program to explicit implementation of garbage collection by using finalize() method
22. Java program to implement Single Inheritance
23. Java program to implement multi- level Inheritance

24.Java program to implement constructor and constructor overloading.
25.Java program implement method overloading.
26.Java program to implement method overriding.
27.Java program to implement lambda expression without parameter.
28.Java program to implement lambda expression with single parameter.
29.Java program to implement lambda expression with multi parameter.
30. Java program to implement lambda expression that iterate list of objects
31.Java program to define lambda expressions as method parameters
32.Write a class CountOfTwoNumbers with a <b>public</b> method compareCountOf that takes three parameters one is arr of type int[] and other two are arg1 and arg2 are of type int and returns true if count of arg1 is greater than arg2 in arr. The return type of compareCountOf should be boolean. Assumptions: <ul style="list-style-type: none"> <li>• arr is never null</li> <li>• arg1 and arg2 may be same</li> </ul>
33.Java program to show the multiplication of two matrices using arrays.
34.Java Program to search an element using Linear Search
35.Java program to search an element using Binary Search
36.Java Program to sort element using Insertion Sort
37.Java Program to sort element using Selection Sort– Largest element Method
38.Java program to Sort elements using Bubble Sort
39.Java program to create user defined package.
40.Java Program to create a sub- classing of package
41.Implement the following: <ol style="list-style-type: none"> <li>1. Import package.*;</li> <li>2. import package.classname;</li> <li>51. Using fully qualified name.</li> </ol>
42.Implement and demonstrate package names collision in java
43.Java program to handle and Arithmetic Exception Divided by zero
44.Java Program to implement User Defined Exception in Java
45.Java program to illustrate finally block
46.Java program to illustrate Multiple catch blocks
47.Java program for creation of illustrating throw in exception handling.
48.Implement the concept of Assertion in Java Programming Language
49.Implement the concept of Localization in Java Programming Language.
50.Java program to print the output by appending all the capital letters in the input string.
51.Java program that prints the duplicate characters from the string with its count.
52.Java program to check if two strings are anagrams of each other

53.Java Program to count the total number of characters in a string
54.Java Program to count the total number of punctuation characters exists in a String
55.Java Program to count the total number of vowels and consonants in a string
56.Java Program to show .equals method and == in java
57.Given a string, return a new string made of n copies of the first 2 chars of the original string where n is the length of the string. The string may be any length. If there are fewer than 2 chars, use whatever is there. If input is "Wipped" then output should be "WiWiWiWiWi".
58.Given two strings, a and b, create a bigger string made of the first char of a, the first char of b, the second char of a, the second char of b, and so on. Any leftover chars go at the end of the result. If the inputs are "Hello" and "World", then the output is "HWeolrlld".
59.Java program to show the usage of string builder.
60.Java program to show the usage of string buffer.
61.Creating and Running a Thread
62.Implementing Runnable Interface
63.Synchronizing Threads with lock
64.Synchronizing Threads without lock
65.Java program to implement even and odd threads by using Thread class .
66.Java program to implement even and odd threads by using Runnable interface.
67.Java program to synchronize the threads by using Synchronize statements and Synchronize block.
68.Write a program where the client sends a message to the server, and the server prints it by using TCP
69.Implement a server that can handle multiple clients simultaneously using UDP
70.Write a client-server application where the client uploads a file and the server saves it by using TCP/UDP.
71. Java program to implement that read a character stream from input file and print it into output file.
72.Java program to implement that merge the content of two files (file1.txt, file2.txt) into file3.txt.
73.Write a Java program that reads the contents of one file and copies them to another file.
74.Write a Java program that reads a text file and counts the number of words in it.
75.Write a Java program that reads a text file and counts the frequency of each word in it.
76.Write a Java program that reads a text file and adds line numbers to each line. The program should create a new file with the line numbers added to the beginning of each line.
77.Write a Java program that reads two binary files and compares them byte by byte to determine if they are identical. Display a message indicating whether the files are the same or different.
78.Program to create a frame with three button in AWT and swing
79.Program to display message with radio buttons in swing
80.Program to display "All The Best" in 5 different colors on screen. (Using AWT/Swing)
81.Program to implement handling in a button "OK"
82.Java Program to implement BorderLayout
83.Java Program to implement GridLayout
84. Java Program to implement BoxLayout

85. Java Program to implement CardLayout
86. Java program to implement Generic class
87. Java program to illustrate Generic methods
88. Java program to implement wildcard in generics
89. Java program to implement methods of HashSet
90. Java Program to implement methods available in HashMap class
91. Program to add, retrieve, and remove element from ArrayList
92. Create a method which can accept a collection of country names and add it to ArrayList with generic defined as String and return the List.
93. Create a method which can create a HashSet containing values 1-10. The Set should be declared with the generic type Integer. The method should return the Set.
94. Java program to implement autoboxing
95. Java program to implement unboxing
96. Develop a java class with a method <i>storeEvenNumbers(int N)</i> using ArrayList to store even numbers from 2 to N, where N is an integer which is passed as a parameter to the method <i>storeEvenNumbers()</i> . The method should return the ArrayList (A1) created.
97. Create a method that accepts the names of five countries and loads them to an array list and returns the list.
98. Create a method which can accept a collection of country names and add it to ArrayList with generic defined as String and return the List.



Course Code: BNC0301				Course Name: Artificial Intelligence and Cyber Ethics								L	T	P	C
Course Offered in: All Branches												2	0	0	-
Pre-requisite: Basic understanding of AI, Cybercrime, Computer System and Ethics															
Course Objectives: The course aims to foster critical thinking about ethical issues, promote responsible use of technology, and ensure students can identify, analyze, and address ethical dilemmas in Artificial Intelligence and cyber domains.															
Course Outcome: After completion of the course, the student will be able to													Bloom's Knowledge Level (KL)		
CO1	Learn key principles of AI ethics, summarizing ethical considerations and applications in AI development and deployment.													K2	
CO2	Apply policies and framework for Fairness in AI and Machine Learning.													K3	
CO3	Apply privacy and security concepts, risk management and regulatory compliance in the field of AI and Cyber Security.													K3	
CO4	Understand the nature of cybercrimes, the principles of intellectual property rights (IPR), and the legal measures necessary to address and prevent these issues.													K2	
CO5	Describe the impact of AI in Society, employment and workforce.													K2	
CO-PO Mapping (Scale 1: Low, 2: Medium, 3: High)															
CO-PO Mapping	PO1	PO2	PO3	PO4	PO5	PO6	PO7	PO8	PO9	PO10	PO11	PSO1	PSO2	PSO3	
CO1	2	2	1	1	2	2	3	1	2	1	2	1	2	1	
CO2	2	3	3	2	2	2	3	1	2	1	2	1	2	1	
CO3	3	3	2	3	2	2	3	1	1	1	2	1	2	1	
CO4	2	2	1	1	1	3	3	1	2	1	2	1	2	1	
CO5	1	1	1	1	1	3	3	2	3	2	3	1	2	1	
Course Contents / Syllabus															
Module 1		An Overview to AI Ethics												5 hours	
Definition of AI Ethical principles in AI, Sources of AI data, Legal implications of AI Security Breaches, Privacy and AI Regulations, Key Principles of															



Responsible AI, Transparency and Accountability, Dual-Use Dilemma, Human-Centric Design, Introduction to Cyber Laws and Ethics, Historical Development of Cyber laws, Legal frameworks.		
Module 2	Fairness and Favoritism in Machine Learning	6 hours
Introduction to Fairness and Bias in AI, Types of Fairness and Bias, Impact of Bias and Fairness in AI, Techniques for Measuring Fairness and Bias, Techniques for Mitigating Bias, Current Policies and Frameworks for Fairness in AI, Bias in Data Collection, Fairness in Data Processing, Generative AI, Types of Bias in Generative AI.		
Module 3	AI Ethics and Cybersecurity Principles	5 hours
Importance of Privacy and Security in AI, AI specific Security Tools and Software, Privacy-Preserving Machine Learning (PPML) and Privacy-Preserving Data Mining (PPDM), Risk Management: Risk Assessment and Incident Response, Regulatory Compliance: GDPR, HIPAA, Case Studies: Implementation of AI Ethics guidelines and best practices in engineering projects.		
Module 4	Cybercrimes, IPR and Legal Measures	8 hours
Types of Cybercrimes and their Impact, Legal measures for Cybercrime Prevention and Prosecution, IPR: Copyrights, Trademarks, Patents, and Trade Secrets, Ethical Implications of Intellectual Property, Cyber Security and Privacy Issues, Cyber Crime Investigations and Digital Evidence Handling, Overview of Indian Cyber Laws (IT Act 2000 and Amendments), Comparative Overview: Indian vs Global Cyber Laws, Case Study: The ATM Heist – Cosmos Bank Cyber Attack (India, 2018).		
Module 5	AI Contribution to Social Evolution	6 hours
Positive and Negative Political impacts of AI, Role of AI in Social Media and Communication Platforms, AI-Generated Content and Deepfakes, Key Technical Stakeholders in AI Deployment: Developers, Researchers, Policymakers, Technical Impacts on Employment and Workforce Automation Technologies: Robotic Process Automation (RPA), Autonomous Systems.		
Total Lecture Hours		30 hours
Textbook:		
1.	Artificial Intelligence: A Guide for Thinking Humans by Melanie Mitchell, Penguin Books, 2019.	
2.	Cyber Ethics: Morality and Law in Cyberspace by Richard Spinello, Jones & Bartlett Learning, 7th Edition (2023).	
Reference Books:		
1.	Artificial Intelligence and Ethics by S. B. Kishor, Debajit Biswas, BPB Publications, 2023	
2.	Cyber Security and Cyber Laws by Alfred Basta, Nadine Basta, Sattwik Panda, Cengage India, 2022.	
NPTEL/ YouTube/ Faculty Video Link:		
1.	<a href="https://www.youtube.com/watch?v=VqFqWIqOB1g">https://www.youtube.com/watch?v=VqFqWIqOB1g</a>	
2.	<a href="https://www.youtube.com/watch?v=hVJqHgqF59A">https://www.youtube.com/watch?v=hVJqHgqF59A</a>	
3.	<a href="https://www.youtube.com/watch?v=O5RX_T4Tg24">https://www.youtube.com/watch?v=O5RX_T4Tg24</a>	

4.	<a href="https://www.youtube.com/watch?v=RJZ0pxcZsSQ">https://www.youtube.com/watch?v=RJZ0pxcZsSQ</a>
5.	<a href="https://www.youtube.com/watch?v=I9FOswjTSGg">https://www.youtube.com/watch?v=I9FOswjTSGg</a>

Mode of Evaluation

CIE							ESE	Total
ST1	ST2	ST3	TA1 5	TA2 5	TA3 5	Attendance 5		
30			20				50	100



**School of Computer Science & Information Technology**

<b>Course Code: BNC0302</b>				<b>Course Name:</b> Environmental Science								<b>L</b>	<b>T</b>	<b>P</b>	<b>C</b>	
<b>Course Offered in:</b> All the branches												<b>2</b>	<b>0</b>	<b>0</b>	<b>-</b>	
<b>Pre-requisite:</b> Basic knowledge of biology, chemistry, ecology, geology, mathematics, and understanding of human impacts on natural systems.																
<b>Course Outcome-</b> After completion of the course, the student will be able to													Bloom’s Knowledge Level (KL)			
<b>CO1</b>	Understand the basic principles of ecology and environment. Ecosystem: Basic concepts, components of ecosystem, food chains and food webs. Ecological pyramids, biodiversity.													K1,K2		
<b>CO2</b>	Understand the different types of natural recourses like food, forest, Minerals and energy and their conservation.													K1,K2		
<b>CO3</b>	Understand the different types of pollution, pollutants, their sources, effects and their control methods.													K1,K2		
<b>CO4</b>	Understand the basic concepts of sustainable development, Environmental Impact Assessment (EIA) and different acts related to environment													K1,K2		
<b>CO-PO Mapping</b>																
<b>CO/PO</b>	<b>PO1</b>	<b>PO2</b>	<b>PO3</b>	<b>PO4</b>	<b>PO5</b>	<b>PO6</b>	<b>PO7</b>	<b>PO8</b>	<b>PO9</b>	<b>PO10</b>	<b>PO11</b>	<b>PSO1</b>	<b>PSO2</b>	<b>PSO3</b>		
<b>CO1</b>	3	3	2	2	-	3	3	2	2	-	2	2	2	2		
<b>CO2</b>	3	3	2	2	-	3	3	2	2	-	2	2	2	2		
<b>CO3</b>	3	3	2	2	-	3	3	2	2	-	2	2	2	2		
<b>CO4</b>	3	3	2	2	-	3	3	3	2	-	2	2	2	3		
<b>Course Contents / Syllabus</b>																
<b>Module 1</b>		<b>Basic Principle of Ecology and Biodiversity</b>										<b>4 hours</b>				
Definition, Scope and basic principles of ecology and environment. Ecosystem: Basic concepts, components of ecosystem. Food chains and food. Webs.																

Ecological pyramids, Energy flow in ecological systems, Characteristics of different ecosystems. Biogeochemical Cycles: Importance, gaseous and sedimentary cycles. Carbon, Nitrogen, Phosphorus and Sulphur Cycles. Biodiversity and their importance, Threats to biodiversity, major causes, extinction's, vulnerability of species to extinction, IUCN threat categories, Red data book. Strategies for biodiversity conservation, principles of biodiversity conservation in-situ and ex-situ conservation strategies Mega diversity zones and Hot spots, concepts, distribution and importance.

<b>Module 2</b>	<b>Natural Resources and Ecological succession</b>	<b>4 hours</b>
-----------------	----------------------------------------------------	----------------

Natural resources and associated problems. Forest resources: Use and over- exploitation, deforestation. Timber extraction, mining, dams and their effects on forest and tribal people. Mineral resources: Use and exploitation, environmental effects of extracting and using mineral resources. Food resources: World food problems, changes caused by agriculture and over- grazing, effects of modern agriculture, fertilizer-pesticide problems, water logging, and salinity. Land resources: Land as a resource, land degradation, man induced landslides. Equitable use of resources for sustainable lifestyles.

Non-Renewable Energy Resources: Fossil fuels and their reserves, Nuclear energy, types, uses and effects, Renewable Energy Resources: hydropower, Solar energy, geothermal, tidal and wind energy, Biomass energy, biogas and its advantages. Ecological succession-Types, stages, examples of ecological succession

<b>Module 3</b>	<b>Pollution and Waste Management</b>	<b>4 hours</b>
-----------------	---------------------------------------	----------------

Air pollution: sources of air pollution, Primary and secondary air pollutants. Origin and effects of SOX, NOX, CO<sub>2</sub>, CFC, Hydrocarbon, control of air pollution. Water pollution: sources and types of water pollution, Effects of water pollution, Eutrophication, Soil pollution: Causes of soil pollution, Effects of soil pollution, Major sources of and effects of noise pollution on health, Radioactive and thermal pollution sources and their effects on surrounding environment. Solid waste disposal and its effects on surrounding environment, Introduction to E- Waste, Types and classification of E- Waste, Impacts of E- Waste on environment and human health, E-Waste management and recycling., Climate change, global warming, acid rain, ozone layer depletion.

<b>Module 4</b>	<b>Environmental Assessment and Legislation</b>	<b>4 hours</b>
-----------------	-------------------------------------------------	----------------

Women education, Role of NGOs regarding environmental protection, Bio indicators and their role, Natural disasters and disasters management, Aims and objectives of Environmental Impact Assessment (EIA). Salient features of following Acts: Environmental Protection Act, 1986, Wildlife (Protection) Act, 1972. Water (Prevention and control of pollution) Act, 1974. Forest (Conserving) Act, 1980.

Definition and concept of sustainability, impacted areas of sustainable development, Global initiative and issues on sustainable development UNSDsGs, System Thinking and Sustainability.

<b>Total Lecture Hours</b>	<b>20 hours</b>
----------------------------	-----------------

**Textbook:**

S.No	Book Title
1	Brady, N.C. 1990. The nature and properties of Soils, Tenth Edition. Mac Millan Publishing Co., New York
2	Sodhi G.S. 2005, Fundamentals of Environmental Chemistry: Narosa Publishing House, New Delhi.
3	Dash, M.C. (1994), Fundamentals of Ecology, Tata Mc Graw Hill, New Delhi.

<b>S.No</b>	<b>Book Title</b>							
<b>1</b>	Rao M.N. and H.V.N. Rao, 1989 : Air Pollution, Tata McGraw Hill Publishing Co. Ltd., New Delhi							
<b>2</b>	A Text Book of environmental Science By Shashi Chawla							
<b>Unit 1:</b>	<a href="https://www.youtube.com/watch?v=T21OO0sBBfc">https://www.youtube.com/watch?v=T21OO0sBBfc</a> , <a href="https://www.youtube.com/watch?v=qt8AMjKKPDo">https://www.youtube.com/watch?v=qt8AMjKKPDo</a>							
<b>Unit 2:</b>	<a href="https://www.youtube.com/watch?v=mOwyPENHhbc">https://www.youtube.com/watch?v=mOwyPENHhbc</a> , <a href="https://www.youtube.com/watch?v=yqev1G2iy2">https://www.youtube.com/watch?v=yqev1G2iy2</a> <a href="https://www.youtube.com/watch?v=_74S3z3IO_I">https://www.youtube.com/watch?v=_74S3z3IO_I</a> , <a href="https://www.youtube.com/watch?v=jXVw6M6m2">https://www.youtube.com/watch?v=jXVw6M6m2</a>							
<b>Unit 3:</b>	<a href="https://www.youtube.com/watch?v=7qkaz8Chell">https://www.youtube.com/watch?v=7qkaz8Chell</a> , <a href="https://www.youtube.com/watch?v=NuQE5fKmfME">https://www.youtube.com/watch?v=NuQE5fKmfME</a> <a href="https://www.youtube.com/watch?v=9CpAjOVLHII">https://www.youtube.com/watch?v=9CpAjOVLHII</a> , <a href="https://www.youtube.com/watch?v=yEci6iDkXYw">tps://www.youtube.com/watch?v=yEci6iDkXYw</a>							
<b>Unit 4</b>	<a href="https://www.youtube.com/watch?v=ad9KhgGw5iA">https://www.youtube.com/watch?v=ad9KhgGw5iA</a> , <a href="https://www.youtube.com/watch?v=nW5g83NSH9">https://www.youtube.com/watch?v=nW5g83NSH9</a> M, <a href="https://www.youtube.com/watch?v=xqSZL4Ka8xo">https://www.youtube.com/watch?v=xqSZL4Ka8xo</a>							
<b>Mode of Evaluation</b>								
<b>CIE</b>							<b>ESE</b>	<b>Total</b>
<b>ST1</b>	<b>ST2</b>	<b>ST3</b>	<b>TA1 5</b>	<b>TA2 5</b>	<b>TA3 5</b>	<b>Attendance 5</b>		
<b>30</b>			<b>20</b>				<b>50</b>	<b>100</b>



**NOIDA INSTITUTE OF ENGINEERING AND TECHNOLOGY  
GREATER NOIDA-201306**

**(An Autonomous Institute)**

**School of Computer Science & Information Technology**

[illegible]

Course Contents / Syllabus									
Module 1			Speed Math and Number System					8 hours	
Classification of number, Divisibility Rule, Factorization, HCF & LCM, It's Application, Unit digit(Cyclicity), Last two digit, Remainder theorem, Factorial and Number of zeroes, Highest power									
Module 2			Analytical and Logical Reasoning					8 hours	
Direction and Sense, Blood Relation, Number Series and Letter Series, Coding Decoding,									
Module 3			Business Math I					8 hours	
Percentage, Profit and Loss, Discount, Simple Interest and Compound Interest, Average									
Module 4			Business Math II					8 hours	
Ratio & Proportion, Partnership, Mixture & Allegation, Clock , Calendar									
								Total Lecture Hours	32 hours
Reference Books:									
S.No	Book Title								
1	M. Tyra (BSC publication co. Pvt. Ltd), Quicker math								
2	RS Aggarwal , Quantitative Aptitude								
3	RS Aggarwal, Verbal & Non-Verbal Reasoning								
4	Sarvesh K Verma, Quantitative Aptitude - Quantum CAT								
NPTEL/ Youtube/ Faculty Video Link:									
Mode of Evaluation									
CIE							ESE	Total	
ST1	ST2	ST3	TA1	TA2	TA3	Attendance			
			5	5	5	5			
30			20				50	100	



# NOIDA INSTITUTE OF ENGINEERING AND TECHNOLOGY GREATER NOIDA-201306

(An Autonomous Institute)

**School of Computer Science & Information Technology**

Course Code: BMICSE0402				Course Name: Database Management Systems								L	T	P	C
Course Offered in: M.Tech(Int.)												3	0	0	3
Pre-requisite: Basic understanding of computer fundamentals such as architecture, storage, and hardware. In addition, familiarity with data structures, algorithms, and basic programming concepts will be beneficial.															
Course Objectives: The objective of the course is to introduce about database management systems, with an emphasis on how to organize, maintain and retrieve - efficiently, and effectively - information in relational & non-relational databases.															
Course Outcome- After completion of this course students will be able to														Bloom's Knowledge Level (KL)	
CO 1	Apply ER model for conceptual design of the database.													K3	
CO2	Execute SQL and apply the normalization to improve the database design.													K3	
CO3	Implement complex queries in database with different applications.													K3	
CO4	Execute the concept of PL/SQL, transaction and concurrency control.													K3	
CO5	Evaluate and implement Relational and Non-Relational databases using different tools and their effectiveness in real-world applications.													K5	
CO-PO Mapping															
CO-PO Mapping	PO1	PO2	PO3	PO4	PO5	PO6	PO7	PO8	PO9	PO10	PO11	PSO1	PSO2	PSO3	
CO1	3	3	3	3	2	1	1	1	2	1	2	3	1	3	
CO2	3	2	3	3	2	2	1	2	1	2	2	3	1	3	



CO3	3	3	2	3	3	2	-	2	1	-	2	3	2	2
CO4	3	2	2	2	2	2	1	-	1	1	1	3	2	2
CO5	2	2	2	2	3	2	1	-	1	2	2	3	2	2

### Course Contents / Syllabus

<b>Module 1</b>	<b>Introduction about the Database Conceptual Designing</b>	<b>8 hours</b>
<b>Basic Concept:</b> Database system concept, architecture, History of Database, Data Independence, Database system Vs File system, Data models & Types of Data Models, schema and instances. <b>Data Modelling using the Entity Relationship Model:</b> ER model concepts, Degree of relationship, Notation for ER diagram, mapping constraints, Generalization, Aggregation, Reduction of an ER diagrams to tables. Extended ER Diagram & reduction of EER. Codd Rules. <b>Introduction on SQL:</b> Types of SQL commands: -DDL, DML, DCL, TCL. Basic of Relation Algebra & Operations, Query Optimization.		
<b>Module 2</b>	<b>Basic of SQL &amp; Normalization</b>	<b>8 hours</b>
<b>Keys &amp; Types of Keys:</b> Super key, Candidate Key, Primary Key, Alternative Key, Foreign Key, unique. Constraints and Types of Constraints. <b>Use of Functions, Clause and Predicates:</b> Aggregate Function, Scalar Functions, Where, Group by, Having and Order by, SQL Operators. Like, Between, Aliases, distinct, limit. <b>Normalization:</b> Functional Dependencies, attribute Closure, Normalization & Types of Normalization, Candidate Key, Canonical Cover of FD's.		
<b>Module 3</b>	<b>Introduction of Complex Queries</b>	<b>8 hours</b>
<b>Use of Operators:</b> Union, Intersect, Minus, Cartesian Product, join:-Inner Join: - Natural Join, Equi Join & Non Equi Join Outer Join: Left Outer Join, Right Outer Join and Full Outer Join, Division Operator. <b>Nested Query or Sub Query:</b> IN, NOT IN, Exists, Not Exists, All and Any. Managing Indexes, Synonyms and Sequences, Managing Views. <b>Introduction of PL/SQL:</b> Implementation of PL/SQL Function, Procedure, Trigger, Cursor. <b>Database connectivity:</b> Database Connectivity with Java/Python Programming Languages.		
<b>Module 4</b>	<b>Transaction and Concurrency Control</b>	<b>8 hours</b>
<b>Transaction system:</b> Life cycle of transaction, ACID Properties Schedule & Types of Schedule, Serializability, Recoverability, Deadlock Handling. <b>Concurrency Control Techniques:</b> Concurrency Control, Concurrency control Techniques: Locking Techniques, Timestamping, Validation Based Protocol, Transaction & Data Control: -Grant, Revoke, commit & Rollback.		
<b>Module 5</b>	<b>Introduction of NoSQL With MongoDB</b>	<b>8 hours</b>
<b>Introduction of NoSQL With MongoDB :</b> Introduction of NoSQL Data Models, Overview of NoSQL Databases with their Types, Uses & Features of NoSQL Document Databases, CAP theorem, BASE Vs ACID, Comparison of relational databases to NoSQL stores, uses and deployment; - MongoDB, Cassandra, HBASE, Neo4j and Riak. Introduction and Features of MongoDB, MongoDB Operators, MongoDB Collection & Document, MongoDB Shell & their commands, CRUD operations. <b>Cloud Database</b> Introduction of Cloud Database. MongoDB Cloud product : Stitch, Atlas & Cloud Manager.		
<b>Total Lecture Hours</b>		<b>40</b>
<b>Textbook:</b>		

S.No	Book Title
1	Abraham Silberschatz, Henry Korth and S. Sudarshan, “Database Concepts”, McGraw Hill, 7th Edition, 2020
2	Elmasri, Navathe, “Fundamentals of Database Systems”, Addison Wesley, 7 <sup>th</sup> edition, 2016
<b>Reference Book</b>	
S.No	Book Title
1	Thomas Cannolly and Carolyn Begg, Database Systems: A practical Approach to Design, Implementation and Management. Pearson Education, 3rd Edition, 2007.
2	Ted Hills, NoSQL and SQL Data Modeling: Bringing Together Data, Semantics, and Software, Ted Hills, 1st Edition, 2016.
<b>NPTEL/ Youtube/ Faculty Video Link:</b>	
<b>Unit 1:</b>	<a href="#">DBMS L1 Inauguration &amp; Introduction (youtube.com)</a> <a href="#">DBMS L2 Introduction to Relational Model (youtube.com)</a> <a href="#">DBMS L3 Introduction to SQL (youtube.com)</a> <a href="#">DBMS L8C Entity Relationship Model (youtube.com)</a> <a href="#">DBMS L8D Entity Relationship Model (Problem Solving and Discussion) (youtube.com)</a>
<b>Unit 2:</b>	<a href="#">DBMS L4A Joins, Set Operations and Aggregate Functions (youtube.com)</a> <a href="#">DBMS L9A Relational Database Design - YouTube</a> <a href="#">DBMS L9B Relational Database Design (youtube.com)</a> <a href="#">DBMS L9C Relational Database Design (youtube.com)</a> <a href="#">DBMS L9D Discussion on Normalization (youtube.com)</a> <a href="#">Relational Data Model and Notion of Keys - YouTube</a> <a href="#">Introduction to Relational Algebra (youtube.com)</a> <a href="#">Operators in Relational Model – YouTube</a>
<b>Unit 3:</b>	<a href="#">DBMS L4B Joins, Set Operations and Aggregate Functions (youtube.com)</a> <a href="#">DBMS L5A Nested Subqueries (youtube.com)</a> <a href="#">DBMS L6A Intermediate SQL (youtube.com)</a> <a href="#">DBMS L7 Advanced SQL (youtube.com)</a> <a href="#">DBMS L12A Indexing and Hashing (youtube.com)</a>
<b>Unit 4</b>	<a href="#">DBMS L15 Transactions – YouTube</a> <a href="#">DBMS L16A Concurrency Control - YouTube</a> <a href="#">DBMS L16B Concurrency Control (youtube.com)</a> <a href="#">DBMS L16C Concurrency Control (youtube.com)</a>
<b>Unit 5</b>	<a href="#">DBMS L10A Application Design and Development - YouTube</a> <a href="#">DBMS L10B Application Design and Development (youtube.com)</a> <a href="#">DBMS L19 Distributed Data Stores and NoSQL Databases (youtube.com)</a>

	<u>DBMS L18B Map Reduce and Hadoop - YouTube</u> <u>NoSQL Databases #1 (Data Models, CAP Theorem, BASE Property) - YouTube</u> <u><a href="https://youtu.be/ekuQjQUnj20?si= aL4T12EkHBZsvEK">https://youtu.be/ekuQjQUnj20?si= aL4T12EkHBZsvEK</a></u>							
<b>Mode of Evaluation</b>								
<b>CIE</b>							<b>ESE</b>	<b>Total</b>
<b>ST1</b>	<b>ST2</b>	<b>ST3</b>	<b>TA1</b> <b>5</b>	<b>TA2</b> <b>5</b>	<b>TA3</b> <b>5</b>	<b>Attendance</b> <b>5</b>		
<b>30</b>			<b>20</b>				<b>50</b>	<b>100</b>

Course Code: BMICSE0401		Course Name: DATA STRUCTURES AND ALGORITHMS-II										L	T	P	C
Course Offered in: M.Tech(Int.)												3	0	0	3
Pre-requisite: C, Python															
Course Objectives:															
The objective of the course is to learn the basic concepts of algorithm analysis, along with the implementation of non-linear data structures.															
Course Outcome: After completion of the course, the student will be able to															
S.No	Course Outcome												Bloom’s Level		
CO 1	Apply tree structures to solve specific problems using various tree operations and algorithms.												K3		
CO 2	Analyse the graph data structure and evaluate the efficiency of its operations for problem solving.												K4		
CO 3	Evaluate dynamic programming solutions for efficient problem-solving across diverse contexts.												K4		
CO 4	Apply efficient backtracking and branch –and –bound techniques across diverse problem-solving scenarios.												K3		
CO 5	Understand principles of advanced data structures, including their implementation and applications.												K2		
CO-PO Mapping (Scale: 1: Low, 2: Medium, 3: High)															
CO-PO Mapping	PO1	PO2	PO3	PO4	PO5	PO6	PO7	PO8	PO9	PO10	PO11	PSO1	PSO2	PSO3	
CO1	3	3	2	1	1	2	1	1	2	1	-	3	2	2	
CO2	3	3	2	1	1	2	1	1	2	1	-	3	1	2	
CO3	3	3	2	2	2	2	1	1	2	2	-	3	1	2	
CO4	3	3	3	2	2	2	1	1	2	1	-	2	1	2	
CO5	3	3	3	2	2	2	1	1	2	2	-	3	2	2	

Course Contents / Syllabus		
Unit 1	Design and Analysis of Algorithms: Tree	8 hours
<b>Trees:</b> Terminology used with Trees, Binary Tree, Memory representation of Tree, Traversal Algorithms: In-order, Pre-order, and post-order. Constructing Binary Tree from given Tree Traversal, Operation of Insertion, Deletion, Searching & Modification of data in Binary Search tree, Binary Heaps, Threaded Binary trees, Traversing Threaded Binary trees, AVL Tree.		
<b>Application of Trees:</b> Priority Queue, Heap Sort, Huffman codes.		
Unit 2	Design and Analysis of Algorithms: Graphs	8 hours
<b>Graphs:</b> Terminology used with Graph, Data Structure for Graph Representations: Adjacency matrices, Adjacency List. <b>Graph Traversal:</b> Depth First Search and Breadth First Search. Connected Component, Spanning Trees. <b>Algorithms on Graphs:</b> Minimum Cost Spanning <b>Trees:</b> Prim’s and Kruskal’s algorithm. Directed- Acyclic Graph, Transitive Closure and Shortest Path algorithms: Dijkstra Algorithm, Bellman Ford Algorithm, Floyd Warshall’s Algorithm.		
Unit 3	Dynamic Programming	8 hours
<b>Dynamic Programming:</b> Dynamic Programming concepts 0/1 Knapsack, Longest Common Sub Sequence, Matrix Chain Multiplication, Resource Allocation Problem.		
Unit 4	Backtracking, Branch and Bound	8 hours
<b>Backtracking:</b> Backtracking, Branch, and Bound with Examples Such as Travelling Salesman Problem, Graph Colouring, n-Queen Problem, Hamiltonian Cycles, and Sum of Subsets.		
Unit 5	Advanced- Data Structures	8 hours
Red-Black Trees, B – Trees, B+ Trees, Binomial Heaps, Fibonacci Heaps, Trees.		
Total Lecture Hours		40 hours
Textbook:		
S.No.	Book Details	
1	Michael T. Goodrich, Roberto Tamassia, "Data Structures and Algorithms in Python: An Indian Adaptation", 1st Edition, 2021	
2	Lipschutz, “Data Structures” Schaum’s Outline Series, Tata McGraw-hill Education (India) Pvt. Ltd, 2nd Edition, 2017.	
3	Thomas H. Coreman, Charles E. Leiserson and Ronald L. Rivest, “Introduction to Algorithms”, Printice Hall of India, 4th Edition, 2022	
Reference Books:		
S.No.	Book Details	
1	Reema Thareja, “Data Structure Using C”, Oxford University Press, 2nd Edition, 2014.	

2	AK Sharma, “Data Structure Using C”, Pearson Education India, 2nd Edition, 2011.
3	P. S. Deshpandey, “C and Data structure”, Wiley Dreamtech Publication, 1st Edition, 2004.

**NPTEL/ YouTube/ Faculty Video Link:**

Unit 1	<a href="https://youtu.be/u5AXxR4GnRY">https://youtu.be/u5AXxR4GnRY</a>
Unit 2	<a href="https://www.youtube.com/watch?v=LQx9E2--p5c&amp;pp=ygUMYXJyYXlIG5wdGVs">https://www.youtube.com/watch?v=LQx9E2--p5c&amp;pp=ygUMYXJyYXlIG5wdGVs</a>
Unit 3	<a href="https://www.youtube.com/watch?v=K7VIKIUdo20&amp;pp=ygUPbGluayBsaXN0IG5wdGVs">https://www.youtube.com/watch?v=K7VIKIUdo20&amp;pp=ygUPbGluayBsaXN0IG5wdGVs</a>
Unit 4	<a href="https://www.youtube.com/watch?v=g1USSZVWDsY&amp;list=PLB3CD0BBB95C1BF09&amp;index=2&amp;pp=iAQB">https://www.youtube.com/watch?v=g1USSZVWDsY&amp;list=PLB3CD0BBB95C1BF09&amp;index=2&amp;pp=iAQB</a>  <a href="https://www.youtube.com/watch?v=THMyk2_p530&amp;pp=ygUccXVldWUgZGF0YSBzdHJ1Y3R1cmUgICBucHRlbA%3D%3D">https://www.youtube.com/watch?v=THMyk2_p530&amp;pp=ygUccXVldWUgZGF0YSBzdHJ1Y3R1cmUgICBucHRlbA%3D%3D</a>
Unit 5	<a href="https://www.youtube.com/watch?v=_VV9v41FIq0&amp;pp=ygUZZGl2aWRlIGFuZCBjb25xdWVyaCBucHRlbA%3D%3D">https://www.youtube.com/watch?v=_VV9v41FIq0&amp;pp=ygUZZGl2aWRlIGFuZCBjb25xdWVyaCBucHRlbA%3D%3D</a>  <a href="https://www.youtube.com/watch?v=ARvQcqJ_-NY&amp;list=PLfFeAJ-vQopt_S5XlavyvDFL_mi2pGJE3">https://www.youtube.com/watch?v=ARvQcqJ_-NY&amp;list=PLfFeAJ-vQopt_S5XlavyvDFL_mi2pGJE3</a>

**Mode of Evaluation**

CIE						ESE	Total
ST1	ST2	ST3	TA1 5	TA2 5	Attendance 5		
	30			20		100	150

# NOIDA INSTITUTE OF ENGINEERING AND TECHNOLOGY GREATER NOIDA-201306

(An Autonomous Institute)

School of Computer Science & Information Technology

Course Code: BMICSE0404X				Course Name: Theory of Computation								L	T	P	C
Course Offered in: M.TECH(INT.)												3	0	0	3
Pre-requisite: Mathematical Foundations , Fundamental of Computer System															
Course Objectives: The primary objective of this course is to provide a foundational understanding of Automata Theory and its role in the language processing systems, also explores their application in fields like Natural Language Processing (NLP), speech recognition.															
Course Outcome: After completion of the course, the student will be able to													Bloom’s Knowledge Level (KL)		
CO1	Identify the fundamental concepts of automata theory, formal languages and compiler components.													K2	
CO2	Understand the role of finite automata, regular expressions, and grammar rules in language processing.													K2	
CO3	Demonstrate context-free grammars, pushdown automata, and syntax-directed translation to construct intermediate code for language processors.													K3	
CO4	Analyze various parsing strategies, code translation methods, and intermediate representations in compiler phases.													K4	
CO5	Analyze the functioning of Turing machine models and optimization techniques in code generation for performance improvement.													K4	
CO-PO Mapping (Scale 1: Low, 2: Medium, 3: High)															
CO-PO Mapping	PO1	PO2	PO3	PO4	PO5	PO6	PO7	PO8	PO9	PO10	PO11	PSO1	PSO2	PSO3	
CO1	3	2	2	2	-	-	-	-	-	-	2	2	2	2	
CO2	3	3	3	2	1	-	-	-	-	-	2	3	2	2	
CO3	3	3	3	3	1	-	-	-	-	-	2	3	3	2	
CO4	3	3	3	3	1	-	-	-	-	-	2	2	3	2	
CO5	3	3	3	3	1	-	-	-	-	-	2	3	3	2	

Course Contents / Syllabus		
Module 1	Introduction to Finite Automata and Compiler	10 hours
<b>Introduction:</b> Role of Automata and Formal languages, Alphabet, String, Grammar, Language, Chomsky Hierarchy of languages. <b>Introduction to Finite State Machine:</b> Deterministic Finite Automaton (DFA) and Non-Deterministic Finite Automaton (NFA), NFA with $\epsilon$ -Transition, Equivalence of NFA and DFA, <b>Introduction to Compiler:</b> Translators, Language Processing System, Phases and passes of compilation <b>Use Case 1 :</b> Role of Finite Automata in NLP and Speech Recognition.		
Module 2	Regular Expression and Tokenization	9 hours
<b>Regular Expression:</b> Regular Expression, Regular Sets, Properties of Regular Expression, Finite Automata and Regular Expression, Arden’s Theorem, Regular Grammars-Right Linear and Left Linear grammars. <b>Lexical Analyzer:</b> Role of lexical Analyzer, Specifications and Recognition of tokens, Lex,		
Module 3	Context free grammar and Push Down Automata	09 hours
<b>Context Free Grammar (CFG):</b> Definition and Language, Derivations, Parse Trees and Ambiguity, Simplification of CFG, <b>Push Down Automata:</b> Definition of the Pushdown Automata, Languages of PDA		
Module 4	Parser and Intermediate Representation	10 hours
<b>Parser:</b> Role of parser, Top down Parsing-LL (1) parser, Bottom up parsing- shift reduce parser and LR (0), SLR parser, Introduction to Syntax directed Translation, <b>Intermediate-Code Generation:</b> Three-Address Code- Quadruples, Triples, Indirect triples <b>Use Case-2:</b> Role of CFG and parsing in Voice Assistant		
Module 5	Turing machine and Optimization	10 hours
<b>Turing Machine:</b> Basic Concept of Turing Machine, Variants of Turing Machine, Universal Turing Machine  <b>Code optimization and generation:</b> Basic Block, Flow graph, DAG, Optimization Techniques		
Total Lecture Hours		48 hours
<b>Textbook:</b>		
S.No	Book Title	
1	K.L.P. Mishra, and N. Chandrasekharan , Theory of Computer Science-Automata, Languages and Computation	
2	Alfred V. Aho, Jeffrey D Ullman , Compilers: Principles, Techniques and Tools	
<b>Reference Books:</b>		
S.No	Book Title	



1	J Martin , Introduction to languages and the theory of computation							
2	Allen I. Holub , Compiler Design in C							
NPTEL/ Youtube/ Faculty Video Link:								
Module 1	<a href="https://archive.nptel.ac.in/courses/106/106/106106049/">https://archive.nptel.ac.in/courses/106/106/106106049/</a>							
	<a href="https://archive.nptel.ac.in/courses/106/108/106108113/">https://archive.nptel.ac.in/courses/106/108/106108113/</a>							
	<a href="https://www.youtube.com/watch?v=539Bk9fFOyo">https://www.youtube.com/watch?v=539Bk9fFOyo</a>							
Module 2	<a href="https://archive.nptel.ac.in/courses/106/106/106106049/">https://archive.nptel.ac.in/courses/106/106/106106049/</a>							
	<a href="https://archive.nptel.ac.in/courses/106/108/106108113/">https://archive.nptel.ac.in/courses/106/108/106108113/</a>							
Module 3	<a href="https://www.youtube.com/watch?v=6b40kKe2SFg">https://www.youtube.com/watch?v=6b40kKe2SFg</a>							
	<a href="https://www.youtube.com/watch?v=1qOMlqE6LhU">https://www.youtube.com/watch?v=1qOMlqE6LhU</a>							
	<a href="https://archive.nptel.ac.in/courses/106/108/106108113/">https://archive.nptel.ac.in/courses/106/108/106108113/</a>							
Module 4	<a href="https://archive.nptel.ac.in/courses/106/106/106106049/">https://archive.nptel.ac.in/courses/106/106/106106049/</a>							
	<a href="https://www.youtube.com/watch?v=1qOMlqE6LhU">https://www.youtube.com/watch?v=1qOMlqE6LhU</a>							
Module 5	<a href="https://www.youtube.com/watch?v=BR6fHjKFqa0">https://www.youtube.com/watch?v=BR6fHjKFqa0</a>							
	<a href="https://archive.nptel.ac.in/courses/106/108/106108113/">https://archive.nptel.ac.in/courses/106/108/106108113/</a>							
Mode of Evaluation								
CIE							ESE	Total
ST1	ST2	ST3	TA1 5	TA2 5	TA3 5	Attendance 5		
30			20				100	150



**School of Computer Science & Information Technology**

Course Code: BMIAS0403N				Course Name: Statistics and Probability								L	T	P	C
Course Offered in: M.TECH(INT.)												3	1	0	4
Pre-requisite:															
Course Objectives: The objective of this course is to familiarize the students with concepts of Probability and statistical techniques. It aims to equip the students with adequate Knowledge of statistics that will enable them in formulating Problems and solving problems analytically.															
Course Outcome: After completion of the course, the student will be able to														Bloom's Knowledge Level (KL)	
CO1	Apply the concept of moments, skewness and kurtosis in relevant field.														K3
CO2	Apply the concept of correlation, regression and curve fitting with real world problems.														K3
CO3	Apply the concept of probability and random variable.														K3
CO4	Apply the concept of Mathematical Expectations and Probability Distribution in real life problems.														K3
CO5	Apply the concept of hypothesis testing and statistical quality control to create control charts.														K3
CO-PO Mapping (Scale 1: Low, 2: Medium, 3: High)															
CO-PO Mapping	PO1	PO2	PO3	PO4	PO5	PO6	PO7	PO8	PO9	PO10	PO11	PSO1	PSO2	PSO3	
CO1	3	2	2	3	1	1	-	1	2	2	2	1	1	1	
CO2	3	2	2	3	1	1	-	1	2	2	2	1	1	1	
CO3	3	2	1	2	-	-	-	-	1	2	2	1	1	1	
CO4	3	2	2	3	1	1	-	1	2	2	2	1	1	1	
CO5	3	2	2	3	1	1	-	1	2	2	2	1	1	1	
Course Contents / Syllabus															

<b>Module 1</b>	<b>Statistical Techniques-I</b>	<b>6 hours</b>
Introduction: Measures of central tendency: Mean, Median, Mode, Standard deviation, Quartile deviation, Moment, Skewness, Kurtosis.		
<b>Module 2</b>	<b>Statistical Techniques-II</b>	<b>10 hours</b>
Curve Fitting, Method of least squares, fitting of straight lines, Fitting of second-degree parabola, Exponential curves, Correlation and Rank correlation, Linear regression, nonlinear regression and multiple linear regression.		
<b>Module 3</b>	<b>Probability and Random Variable</b>	<b>10 hours</b>
Random Variable: Definition of a Random Variable, Discrete Random Variable, Continuous Random Variable, Probability mass function, Probability Density Function, Distribution functions.		
Multiple Random Variables: Joint density and distribution Function, Properties of Joint Distribution function, Marginal density Functions, Conditional Distribution and Density, Statistical Independence, Central Limit Theorem (Proof not expected).		
<b>Module 4</b>	<b>Expectations and Probability Distribution</b>	<b>10 hours</b>
Expectations of single Random Variable, Mean, Variance, Moment Generating Function, Binomial, Poisson, Normal, Exponential distribution		
<b>Module 5</b>	<b>Hypothesis Tests and Control Charts</b>	<b>12 hours</b>
Testing a Hypothesis, Null hypothesis, Alternative hypothesis, Level of significance, Confidence limits, Test of significance of difference of means, Z-test, t-test and Chi-square test, F-test, One way ANOVA.		
Statistical Quality Control (SQC), Control Charts, Control Charts for variables (Mean and Range Charts), Control Charts for Variables (p, np and C charts).		
<b>Total Lecture Hours</b>		<b>48 hours</b>
<b>Textbook:</b>		
<b>S.No</b>	<b>Book Title</b>	
1	Bali, N.P., Textbook of Engineering Mathematics- IV	
2	Jain, R.K., Advanced engineering mathematics	
3	Grewal, B.S., Higher engineering mathematics	
4	Gupta, S.P., Statistical methods	
5	ZILL, DENNIS G., Advanced engineering mathematics	

**Reference Books:**

S.No	Book Title
1	Ross, Sheldon M , Introduction to Probability Models
2	Papoulis, Athanasios , Probability, Random Variables and Stochastic Processes
3	Kreyszig, E., Advanced engineering mathematics

NPTEL/ Youtube/ Faculty Video Link:

Module 1	<a href="https://archive.nptel.ac.in/courses/110/107/110107114/"><u>https://archive.nptel.ac.in/courses/110/107/110107114/</u></a>
Module 2	<a href="https://archive.nptel.ac.in/courses/111/105/111105042/"><u>https://archive.nptel.ac.in/courses/111/105/111105042/</u></a>
Module 3	<a href="https://archive.nptel.ac.in/courses/117/105/117105085/"><u>https://archive.nptel.ac.in/courses/117/105/117105085/</u></a> <a href="https://archive.nptel.ac.in/courses/111/104/111104032/"><u>https://archive.nptel.ac.in/courses/111/104/111104032/</u></a>
Module 4	<a href="http://www.digimat.in/nptel/courses/video/111106112/L19.html"><u>http://www.digimat.in/nptel/courses/video/111106112/L19.html</u></a> <a href="https://youtu.be/qvUT68tG_bo?si=40-T46aZ8TmQ-wsG"><u>https://youtu.be/qvUT68tG_bo?si=40-T46aZ8TmQ-wsG</u></a>
Module 5	<a href="https://archive.nptel.ac.in/courses/103/106/103106120/"><u>https://archive.nptel.ac.in/courses/103/106/103106120/</u></a>

Mode of Evaluation
--------------------

CIE							ESE	Total
ST1	ST2	ST3	TA1 5	TA2 5	TA3 5	Attendance 5		
30			20				100	150

--

LAB Course Code : BMICSE0452Z					LAB Course Name: Database Management Systems Lab							L	T	P	C
Course Offered in: M.TECH(INT.)												0	0	4	2
Pre-requisite: Basic knowledge of computer fundamentals, programming, data structures, relational database concepts.															
Course Objectives: To familiarize the students to the basics of Database Design and Implementation.															
Course Outcomes (CO)															
After completion of the course, the student will be able to														Bloom's Knowledge Level (KL)	
CO1	Design ER/EER models to solve real-world problems and Implement them into relational schemas using appropriate database tools.													K6	
CO2	Apply SQL and PL/SQL to create complex data queries, and procedural operations comprising triggers and functions, along with database connectivity.													K6	
CO3	Analyze database integrity using constraints, and implement unstructured databases using MongoDB with appropriate query operations.													K4	
CO-PO Mapping (Scale 1: Low, 2: Medium, 3: High)															
CO-PO Mapping	PO1	PO2	PO3	PO4	PO5	PO6	PO7	PO8	PO9	PO10	PO11	PSO1	PSO2	PSO3	
CO1	3	3	3	3	2	1	-	1	2	1	2	3	1	3	
CO2	3	3	3	3	2	2	-	2	1	2	2	3	3	3	
CO3	2	2	2	2	3	2	-	-	1	2	2	3	3	3	

Sr. No	Program Title
1	Understand and implement the different ER diagram notation with their relationship and Cardinalities.
2	Creating ER Diagram for company Database. Company database have entities like employee, departments, projects and dependents also implement the relationship and cardinalities between the entities with their relevant attribute.
3	Implement DDL, DML, DCL & TCL commands
4	Implementation of I/O Constraint: Primary Key, composite primary key, Foreign Key with on delete set null and on delete set null constraint, Unique Key
5	Implementation of Business Constraint: Null, Not Null, Default, Check.
6	Practicing Queries using Like, Between, Aliases, distinct Operator & Predicate. And Implement Aggregate Functions
7	Implementation of Queries using Where, Group by, Having and Order by Clause.
8	<p>Create a table EMPLOYEE with following schema:-(Emp_no, E_name, E_address, E_ph_no, Dept_no, Dept_name, Job_id, Designation, Salary)</p> <p>Write SQL statements for the following query.</p> <ol style="list-style-type: none"> <li>List the E_no, E name, Salary of all employees working for MANAGER.</li> <li>Display all the details of the employee whose salary is more than the Sal of any IT PROFF.</li> <li>List the employees in the ascending order of Designations of those joined after 1981.</li> <li>List the employees along with their Experience and Daily</li> <li>List the employee who are either 'CLERK' or 'ANALYST'.</li> <li>List the employees who joined on 1-MAY-81, 3-DEC-81, 17-DEC-81.</li> <li>List the e_name those are starting with 'S'.</li> <li>Display total salary spent for each job category.</li> <li>Display lowest paid employee details under each manager.</li> <li>Display number of employees working in each department and their department name.</li> <li>Display the details of employees sorting the salary in increasing order.</li> <li>Show the record of employee earning salary greater than 16000 in each</li> </ol>


	<p>department.</p> <p>xiii. Add constraints to check, while entering the empno value (i.e) empno &gt; 100.</p> <p>xiv. Define the field DEPTNO as unique.</p> <p>xv. <b>Create a primary key constraint for the column (EMPNO).</b></p>
9	Implementation of Queries using set theory operators UNION, INTERSECT, MINUS.
10	Implementation of Queries using Inner Join:- Natural Join , Equi Join & Non Equi Join, Outer Join
11	Implementation of Queries nested Queries or Sub Queries: - IN, NOT IN, Exists, Not Exists, All and Any.
12	<p>Apply the set theory operators, join's and nested queries on company database (Case Study-1)</p> <p>Write the SQL Queries for the following statement.</p> <ol style="list-style-type: none"> <li>I. Retrieve the names of employees in department 5 who work more than 10 hours per week on the 'ProductX' project.</li> <li>II. List the names of employees who have a dependent with the same first name as themselves.</li> <li>III. Find the names of employees that are directly supervised by 'Franklin Wong'.</li> <li>IV. For each project, list the project name and the total hours per week (by all employees) spent on that project.</li> <li>V. Retrieve the names of all employees who work on every project controlled by department 5.</li> <li>VI. Retrieve the names of all employees who do not work on every project</li> <li>VII. For each department, retrieve the department name, and the average salary of employees working in that department.</li> <li>VIII. Retrieve the average salary of all female employees.</li> <li>IX. Find the names and addresses of all employees who work on at least one project located in Houston but whose department has no location in Houston.</li> <li>X. List the last names of department managers who have no dependents.</li> <li>XI. Retrieve the names of all employees who work in the department that has the employee with the highest salary among all employees.</li> </ol>
13	Understand & implement the Database Connectivity with Java/Python etc. programming language

14	<p>Implementation and apply all the set theory operators, join and nested queries concept on Case study 1.</p> <ol style="list-style-type: none"> <li>I. Make a list of all project members for projects that involve an employee whose name is SCOTT either as a worker or as a manager of the department that controls the project.</li> <li>II. To retrieve the Social Security numbers of all employees who either work in department 5 or directly supervise an employee who works in department 5.</li> <li>III. To retrieve the SSN of all employee who work as a supervisor not a manager.</li> <li>IV. We want a list of all employee names as well as the name of the departments they manage if they happen to manage a department; if they do not manage one, we can indicate it with a NULL value.</li> <li>V. Retrieve the names of employees who have no dependents.</li> <li>VI. List the names of all employees with two or more dependents.</li> <li>VII. List the names of managers who have at least one dependent.</li> <li>VIII. Retrieve the names of all employees who do not have supervisors.</li> <li>IX. Retrieve the name of each employee who has a dependent with the same Last name as the employee.</li> </ol>
15	Implementation of Indexing, Views and sequence
16	<ol style="list-style-type: none"> <li>I. Write a PL/SQL Program to Add Two Numbers</li> <li>II. Write PL/SQL Program for Fibonacci Series</li> <li>III. Write PL/SQL Program to Find Greatest of Three Numbers</li> </ol>
17	Write a PL/SQL code block to calculate the area of a circle for a value of radius varying from 3 to 7. Store the radius and the corresponding values of calculated area in an empty table named Areas, consisting of two columns Radius and Area.
18	Write a PL/SQL code block that will accept an account number from the user, check if the users balance is less than the minimum balance, only then deduct Rs.100/- from the balance.
19	Create a row level trigger for the customers table that would fire for INSERT or UPDATE or DELETE operations performed on the CUSTOMERS table. This trigger will display the salary difference between the old values and new values:
20	Implementation of commit and rollback statement with amount transfer example.



21	<p>Implementation array, indexing, transaction concept on Case study 1.</p> <ol style="list-style-type: none"> <li>I. Implementation of Array Functions &amp; Operators</li> <li>II. Implementation of Sequence <ul style="list-style-type: none"> <li>• Creating Sequences</li> <li>• Modifying a Sequence Definition</li> <li>• Removing Sequences</li> </ul> </li> <li>III. Implementation of Views <ul style="list-style-type: none"> <li>• Creating Simple and Complex Views</li> <li>• Modifying Views</li> <li>• Removing Views</li> </ul> </li> <li>IV. Implementation of Indexes <ul style="list-style-type: none"> <li>• Manual and Automatic Indexes</li> <li>• Creating Indexes</li> <li>• Removing Indexes</li> </ul> </li> </ol>
22	Study of Open Source NOSQL Database and installation of MongoDB
23	Implementation of the MongoDB Shell commands
24	Implementation of the CRUD Operation in MongoDB
25	Implementation of Aggregate in MongoDB
26	<p>Implementation of case Study on different domain</p> <ol style="list-style-type: none"> <li>I. E-commerce Platform</li> <li>II. Inventory Management</li> <li>III. Railway System</li> <li>IV. Hospital Data Management</li> <li>V. Voice-based Transport Enquiry System</li> <li>VI. SMS-based Remote Server Monitor system</li> <li>VII. Banking System</li> </ol>

Total Hours: 30 hrs.		
Mode of Evaluation		
CIE	PE	Total
PS	(If mentioned in curriculum)	
50	50	100

 <b>NIET</b> Greater Noida <small>Autonomous Institute</small>	<b>NOIDA INSTITUTE OF ENGINEERING AND TECHNOLOGY</b> <b>GREATER NOIDA-201306</b> (An Autonomous Institute) <b>School of Computer Science &amp; Information Technology</b>
-------------------------------------------------------------------------------------------------------------------------------------------------------	------------------------------------------------------------------------------------------------------------------------------------------------------------------------------------

LAB Course Code: BMICSE0451		LAB Course Name: DATA STRUCTURES AND ALGORITHMS –II LAB		L	T	P	C
				0	0	2	1
Course Offered in: M.TECH(INT.)							
Pre-requisite: C, Python							
Course Objectives:							
1. Learn to implement non-linear data structures.							
Course Outcome: After completion of the course, the student will be able to						Bloom’s Knowledge Level (KL)	
CO1	Implementation of tree data structures for basic operations like insertion, deletion, searching and traversal						K3
CO2	Implementation of algorithms based on graph data structures for solving real world problems.						K3
CO3	Implementing Dynamic Programming, Backtracking, Branch and Bound algorithms to solve complex data efficiently and effectively.						K3

**CO-PO Mapping (Scale 1: Low, 2: Medium, 3: High)**

<b>CO-PO Mapping</b>	<b>PO1</b>	<b>PO2</b>	<b>PO3</b>	<b>PO4</b>	<b>PO5</b>	<b>PO6</b>	<b>PO7</b>	<b>PO8</b>	<b>PO9</b>	<b>PO10</b>	<b>PO11</b>	<b>PSO1</b>	<b>PSO2</b>	<b>PSO3</b>
<b>CO1</b>	3	3	2	1	1	2	1	1	2	1	-	2	1	2
<b>CO2</b>	3	3	2	1	1	2	1	1	2	1	-	2	1	2
<b>CO3</b>	3	3	2	2	2	2	1	1	2	2	-	2	1	2

<b>S.No.</b>	<b>Program Title</b>
1	Write a program to implement an in-order traversal of a binary tree and print the nodes.
2	Write a program to implement a pre-order traversal of a binary tree and print the nodes.
3	Write a program to implement a post-order traversal of a binary tree and print the nodes.
4	Write a program to count number of nodes in a binary tree
5	Write a program to find the height of the tree
6	Write a program to check if the Binary tree is balanced or not.
7	Write a Program to search a number in Binary Search Tree (BST)
8	Write a program to insert a node in a Binary Search Tree (BST).
9	Write a program to delete a node from a Binary Search Tree (BST).
10	Write a program to implement a max-heap and perform heap sort on an array of integers.
11	Write a Program to implement human coding algorithm
12	Write a program to implement priority queue using max heap.
13	Write a program to create a graph using an adjacency matrix.

14	Write a program to create a graph using an adjacency list.	
15	Write a program to perform Depth-First Search (DFS) on a graph.	
16	Write a program to perform Breadth-First Search (BFS) on a graph.	
17	Write a program to check if there is a path between two nodes in a graph using DFS.	
18	Write a program to find all the vertices reachable from a given vertex in a graph using BFS.	
19	Write a program to detect a cycle in an undirected graph using DFS.	
20	Write a program to detect a cycle in a directed graph using DFS.	
21	Write a program to find the degree of each vertex in an undirected graph.	
22	Write a program to count the number of connected components in an undirected graph.	
23	Write a program to implement Dijkstra Algorithm.	
24	Write a program to implement Prims Algorithm.	
25	Write a program to implement Kruskal Algorithm.	
26	Write a program to implement Floyd Warshall’s all pair shortest path algorithm.	
27	Write a program to implement Bellman ford Algorithm.	
28	Write a program to implement Longest common subsequence (LCS).	
29	Write a program to implement sum of subset problem using backtracking.	
30	Write a program to implement insertion and search operations in a Tree.	
<b>Total Hours: 30 hrs.</b>		
<b>Mode of Evaluation</b>		
<b>CIE</b>	<b>PE</b> <b>(If mentioned in curriculum)</b>	<b>Total</b>
<b>PS</b>		

25	25	50

# NOIDA INSTITUTE OF ENGINEERING AND TECHNOLOGY GREATER NOIDA-201306

(An Autonomous Institute)

School of Computer Science & Information Technology

Course Code: BMICSE0455				Course Name: Web Technologies				L	T	P	C			
Course Offered in: M.TECH(INT.)								0	0	6	3			
Pre-requisite: 1. Basic Programming Knowledge 2. Knowledge of any programming language (e.g., C, C++, Python/Java) 3. Familiarity with basic concepts of Internet.														
Course Objectives: This course covers different aspect of web technology such as HTML, CSS, Java Script and provide fundamental concepts of Internet, Web Technology and Web Programming. Students will be able to build a proper responsive website.														
Course Outcome: After completion of the course, the student will be able to														
S.No	Course Outcome										Bloom's Level			
CO 1	Identify the basic facts and explaining the basic ideas of Web technology and internet.										K1, K2			
CO 2	Applying and creating various HTML5 semantic elements and application with working on HTML forms for user input.										K3, K6			
CO 3	Understanding and applying the concepts of Creating Style Sheet CSS3 and bootstrap.										K2, K3			
CO 4	Analysing and implementing concept of JavaScript and its applications.										K4, K6			
CO 5	Creating and evaluating dynamic web pages using the concept of PHP.										K5, K6			
CO-PO Mapping (Scale 1: Low, 2: Medium, 3: High)														
CO-PO Mapping	PO1	PO2	PO3	PO4	PO5	PO6	PO7	PO8	PO9	PO10	PO11	PSO1	PSO2	PSO3
CO1	3	3	2	-	2	-	-	-	2	2	-	3	3	3





of Forms, Arrow functions and default arguments, Template Strings, Strings methods, Callback functions, Object de-structuring, Spread and Rest Operator, Typescript fundamentals, Typescript OOPs- Classes, Interfaces, Constructor etc. Decorator and Spread Operator Difference == & ===, Asynchronous Programming in ES6, Promise Constructor, Promise with Chain, Promise Race.		
Unit 5	JavaScript and ES6	16 hours
Introduction to PHP, Basic Syntax, Variables & Constants, Data Type, Operator & Expressions, Control flow and Decision making statements, Functions, Strings, Arrays. Working with files and directories: Understanding file& directory, Opening and closing, a file, Coping, renaming and deleting a file, working with directories, Creating and deleting folder, File Uploading & Downloading. Session & Cookies: Introduction to Session Control, Session Functionality What is a Cookie, Setting Cookies with PHP. Using Cookies with Sessions, Deleting Cookies, Registering Session variables, Destroying the variables and Session.		
Total Lecture Hours		72 hours
Textbook:		
S.No.	Book Details	
1	C Xavier, “Web Technology and Design”, 1nd Edition 2003, New Age International.	
2	Raj Kamal, “Internet and Web Technologies”, 2nd Edition 2017,Mc Graw Hill Education.	
3	Oluwafemi Alofe, “Beginning PHP Laravel”,2nd Edition 2020, kindle Publication.	
Reference Books:		
1	Burdman, Jessica, “Collaborative Web Development” 5th Edition 1999, Addison Wesley Publication.	
2	Randy Connolly, “Fundamentals of Web Development”,3rd Edition 2016	
3	Ivan Bayross,” HTML, DHTML, Java Script, Perl & CGI”, 4th Edition 2010 BPB Publication	

NPTEL/ Youtube/ Faculty Video Link:	
Unit 1	<a href="https://youtu.be/96xF9phMsWA">https://youtu.be/96xF9phMsWA</a> <a href="https://youtu.be/Zopo5C79m2k">https://youtu.be/Zopo5C79m2k</a> <a href="https://youtu.be/ZliIs7jHi1s">https://youtu.be/ZliIs7jHi1s</a> <a href="https://youtu.be/htbY9-yggB0">https://youtu.be/htbY9-yggB0</a>
Unit 2	<a href="https://youtu.be/vHmUVQKXIVo">https://youtu.be/vHmUVQKXIVo</a> <a href="https://youtu.be/qz0aGYrrlhU">https://youtu.be/qz0aGYrrlhU</a> <a href="https://youtu.be/BsDoLVMnmZs">https://youtu.be/BsDoLVMnmZs</a> <a href="https://youtu.be/a8W952NBZUE">https://youtu.be/a8W952NBZUE</a>
Unit 3	<a href="https://youtu.be/1Rs2ND1ryYc">https://youtu.be/1Rs2ND1ryYc</a> <a href="https://youtu.be/vpAJ0s5S2t0">https://youtu.be/vpAJ0s5S2t0</a> <a href="https://youtu.be/GBOK1-nvdU4">https://youtu.be/GBOK1-nvdU4</a> <a href="https://youtu.be/Eu7G0jV0ImY">https://youtu.be/Eu7G0jV0ImY</a>
Unit 4	<a href="https://youtu.be/-qfEOE4vtxE">https://youtu.be/-qfEOE4vtxE</a> <a href="https://youtu.be/PkZNo7MFNFg">https://youtu.be/PkZNo7MFNFg</a> <a href="https://youtu.be/W6NZfCO5SIk">https://youtu.be/W6NZfCO5SIk</a> <a href="https://youtu.be/DqaTKBU9TZk">https://youtu.be/DqaTKBU9TZk</a>
Unit 5	<a href="https://youtu.be/_GMEqhUyyFM">https://youtu.be/_GMEqhUyyFM</a> <a href="https://youtu.be/ImtZ5yENzgE">https://youtu.be/ImtZ5yENzgE</a> <a href="https://youtu.be/xIApzP4mWyA">https://youtu.be/xIApzP4mWyA</a> <a href="https://youtu.be/qKR5V9rdht0">https://youtu.be/qKR5V9rdht0</a>

#### Mode of Evaluation

CIE							ESE	Total
ST1	ST2	ST3	TA1 5	TA2 5	TA3 5	Attendance 5		
30			20				100	150


List Of Practical's (Indicative & Not Limited To)	
Sr. No.	Program Title
1	A.Overview and Installation of various code editors.
2	B. Overview and Installation of various servers
3	Implementing HTML program that represent in the document as a start tag, which gives the name and attributes
4	Implementing HTML program that represents a document
5	Implementing HTML program to display your simple CV
6	Creating html document that represents document object model
7	To Create a table to show your class time table.
8	Apply various colors to suitably distinguish keywords , also apply font styling like italics, underline and two other fonts to words you find appropriate , also use header tags.
9	Create a webpage with HTML describing your department use paragraph and list tags
10	Implementing HTML program that for Heading
11	Implementing program that implement paragraph and line-break
12	Use tables to provide layout to your HTML page describing your college infrastructure.
13	Use <span> and <div> tags to provide a layout to the above page instead of a table layout
14	Create links on the words e.g. —Wi-Fi and —LAN to link them to Wikipedia pages
15	Insert an image and create a link such that clicking on image takes user to other page

16	Change the background color of the page; At the bottom create a link to take user to the top of the page.
17	Creating HTML program to implement three articles with independent, self-contained content.
18	Creating a XML document that defines the self-descriptive tags
19	Designing XML document that store various book data such as: book category, title, author, year and price
20	To Describe the various types of XML key components
21	Design XML DTD to define the structure and legal element and attribute of XML document
22	To implement internal and external DTD
23	Use frames such that page is divided into 3 frames 20% on left to show contents of pages, 60% in center to show body of page, remaining on right to show remarks.
24	Design a HTML registration form that takes user name, user password and mobile number with submit button control
25	Design a HTML5 document that implement of date, number, range, email, search and data list.
26	Implementation in HTML5 that include native audio and video support without the need for Flash.
27	Create a simple form to submit user input like his name, age, address and favourite subject, movie and singer.
28	Add few form elements such as radio buttons, check boxes and password field. Add a submit button at last.
29	Add CSS property assign a style or behavior to an HTML element such as: color, border, margin and font-style.
30	Add To Style Text Elements with Font, Size, and Color in CSS
31	Applying a block element in CSS acquires up the full width available for that content.

32	Demonstrating the CSS Box model with consists of: borders, padding, margins, and the actual content.
33	Design a web page by applying CSS grouping and dimensions property.
34	Design a XML Schema that describes the structure of an XML document.
35	Design a XML document that describe the well-formed XML document
36	Design a XML document of CD Catalog through each <CD> element, and displays the values of the <ARTIST> and the <TITLE> elements in an HTML table
37	Create a XSL document for and taken xml document by you.
38	Create a XSLT document for and taken xml document by you with all steps
39	Design a web page by applying CSS Display and Positioning property.
40	Design a web page by applying CSS Display and Positioning property .
41	Design a web page by applying CSS pseudo classes.
42	Creating a Java Script code to implement all data types.
43	Design a basic structure of Bootstrap Grid system.
44	Design All Bootstrap Components with example.
45	Implementing a program in Java script to implement augmented function.
46	Implementing a program to implement calculator application as real time.
47	Design a HTML form validation using Java Script.

48	Write a program to implement Arrow function with default argument in ES6
49	Implementing a program in ES6 to implement Template string concepts
50	Implementing a program in ES6 to implement all string methods.
51	Creating a Java Script program to implement Dialog, Confirm and Message Popup Boxes.
52	Implementing a Java Script program to implement onClick and onSubmit event
53	Creating a java script code to implement 'let' keyword
54	Creating a java script code to implement 'const' keyword
55	Implementing a program to implement call back functions in ES6.
56	Implementing a program for de-structuring of an array in ES6
57	Javascript code to implement object and class concepts in Typescript.
58	Write a Typescript program that implement interface and constructor
59	Write a code in typescript that implement decorator and spread operator
60	Create a constant by using define() function with its proper syntax
61	Creating PHP script that return any data types whatever you use.
62	Implementing a code in Java Script to implement Spread and rest operator
63	Javascript code that should compile by Typescript compiler as'tsc'
64	Write a code in typescript that implement Asynchronous Programming concepts.

65	Write a program in Typescript that implement promise constructor
66	Implementing promise and chain concepts in Typescript
67	Write a code in typescript that implement Promise.race() static method.
68	Crating a program that implement control flow and decision making statement.
69	Creating PHP to implements parameterized function
70	Creating program in PHP to store multiple string and concatenate these string and print it.
71	Write a PHP script to create and delete directory structure
72	Program to upload and download a file in PHP
73	Implements single dimension array in PHP
74	Write a PHP code to open and close a file in a proper manner
75	Write a PHP script to copying, renaming and deleting a file.
76	PHP program to create and destroy a session.
77	PHP program to set and delete a cookie.
78	PHP program to manually register the session variable
79	PHP program to manually destroy the session variable
80	PHP program to store the session data on one page and would be available on second page.

 <b>NIET</b> Greater Noida <small>Estd. 2001</small> <small>Get Future Ready</small> <small>Autonomous Institute</small>	<b>NOIDA INSTITUTE OF ENGINEERING AND TECHNOLOGY</b> <b>GREATER NOIDA-201306</b> (An Autonomous Institute) <b>School of Computer Science &amp; Information Technology</b>
-----------------------------------------------------------------------------------------------------------------------------------------------------------------------------------------------------------------------	------------------------------------------------------------------------------------------------------------------------------------------------------------------------------------

LAB Course Code: BMICSCC0452		LAB Course Name: Problem Solving Approaches				L	T	P	C	
Course Offered in: M.TECH(INT.)						0	0	2	1	
Pre-requisite: Programming Language C/C++ or Java or Python										
Course Objectives:										
Problem-solving in computer programming involves a structured approach to identifying, analyzing, and resolving coding challenges. The process typically includes thoroughly understanding the problem, decomposing it into smaller, manageable parts, designing an appropriate algorithm, implementing the solution through code, and performing testing and debugging to ensure correctness and efficiency										
Course Outcome: After completion of the course, the student will be able to								Bloom's Knowledge Level (KL)		
CO1	Develop logic-based solutions using control statements, recursion and bit manipulation to solve basic and intermediate computational problems.								K6	
CO2	Implement and manipulate arrays and strings using fundamental and advanced searching sorting techniques.								K3	
CO3	Analyze and debug code for logical errors and improve the efficiency of the solution using appropriate data structures and algorithmic patterns.								K4	



**CO-PO Mapping (Scale 1: Low, 2: Medium, 3: High)**

CO-PO Mapping	PO1	PO2	PO3	PO4	PO5	PO6	PO7	PO8	PO9	PO10	PO11	PSO1	PSO2	PSO3
CO1	3	3	3	2	2	1	2	2	-	-	2	2	2	2
CO2	3	3	2	2	2	-	2	-	-	-	2	2	2	2
CO3	3	3	2	2	3	1	2	2	-	-	3	3	2	3

**List Of Practical's (Indicative & Not Limited To)****Problem Statements need to be discussed in lab session: Control Statements****1. Secure Password Generator**

A company wants to create a secure password generator for their employees. The password must be based on specific numeric properties to enhance its complexity and security. Write a program to validate and generate a secure password according to the following rules:

**1. Prime Number Validation:**

- The user must input a 3-digit number. The program should first check if the number is a prime number.
- If it is not a prime number, the user should be prompted to enter another number until a valid prime number is provided.

**2. Sum of Digits Check:**

- Once a valid prime number is entered, calculate the sum of its digits. If the sum of the digits is not divisible by 3, ask the user to enter another prime number until a valid one is found.

**3. Armstrong Number Check:**

- Check entered prime number is Armstrong or not? If Armstrong are found, prompt the user to enter another prime number and repeat the process.

**Password Generation:**

Concatenate the 1 if entered prime number is Armstrong otherwise 2 with the sum of the digits of the valid prime number to form the secure password.

**Example Scenario:****Sample Input**

Enter a 3-digit prime number: 153

Sum of digits of 153 = 9

The sum is divisible by 3.  
153 is Armstrong number

**Sample Output**

Secure Password: 19

2. Write a function to input electricity unit charges and calculate total electricity bill according to the given condition:

For first 50 units Rs. 0.50/unit

For next 100 units Rs. 0.75/unit

For next 100 units Rs. 1.20/unit

For unit above 250 Rs. 1.50/unit

An additional surcharge of 20% is added to the bill

3. Write a method to generate a secure code which the sum of all possible palindrome numbers between given two numbers.

For Example:

**Input:** 10, 80

**Output:** 308

**Explanation:** All palindrome numbers between 10 & 80 are: 11,22,33,44,55,66,77

Password= 11+22+33+44+55+66+77 = 308

4. Draw the following Patterns for N=5

```
  *
 **
 ***
 ****
 *****
```

Right Triangle Star Pattern

```
  *
 **
 * *
 * *
 * *
 *****
```

Hollow Right Triangle Star Pattern

```
  *
 ***
 *****
 *****
 *****
 *****
 *****
```

Pyramid Star Pattern

```
  *
 * *
* * *
* * *
* * *
*****
```

Hollow Pyramid Star Pattern

```
  *
 **
 ***
 ****
 *****
```

Mirrored Right Triangle Star Pattern

```
  *
 **
 * *
 * *
 * *
 *****
```

Hollow Mirrored Right Triangle Star Pattern

```
*****
*****
*****
***
*
```

Inverted Pyramid Star Pattern

```
*****
*****
* *
* *
* *
*
```

Hollow Inverted Pyramid Star Pattern

<pre>       x      xxx     xxxxx    xxxxxxx   xxxxxxxxx  xxxxxxxxx   xxxxxxxx    xxxxxx     xxxxx      xxx       x           </pre> <p>Diamond Star Pattern</p>	<pre> xxxxxxxxx xxxx  xxxx xxx   xxx xx    xx x      x w      i w      i xx     xi xxx    xxi xxxx   xxx xxxxxxxx           </pre> <p>Hollow Diamond Star Pattern</p>	<pre> 5 5 5 5 5 5 5 5 5 4 4 4 4 4 4 5 5 4 3 3 3 3 4 5 5 4 3 2 2 2 3 4 5 5 4 3 2 1 2 3 4 5 5 4 3 2 2 2 3 4 5 5 4 3 3 3 3 4 5 5 4 3 3 3 3 4 5 5 4 4 4 4 4 4 5 5 5 5 5 5 5 5 5           </pre> <p>Number pattern 18</p>	<pre> * ** *** * ** * *** * ** * ***           </pre> <p>For N=3 print above pattern</p>
<pre> xxxxx  xxxxx   xxx    xx     x    xx   xxx  xxxxx xxxxx           </pre> <p>Right Arrow Star Pattern</p>	<pre> xxxxx  xxxxx   xxx    xx     x    xx   xxx  xxxxx xxxxx           </pre> <p>Left Arrow Star Pattern</p>	<pre> ABCDEFEDCBA ABCDE EDCBA ABCD  DCBA ABC   CBA AB    BA A     A           </pre>	

**Problem Statements need to be discussed in lab session: Recursive Approach (Basic)**

1. Write a program that takes an integer n as input and prints the multiplication table of n from n \* 1 to n \* 10. The output should clearly show each multiplication step.
2. Write a program to calculate the sum of all integers from 1 to a given number N. The program should take N as input and output the total sum using iteration or recursion.
3. **Find the GCD of Two Numbers Using Recursion:**  
Write a recursive function to calculate the Greatest Common Divisor (GCD) of two numbers using Euclid's algorithm. The function should take two integers as input and return their GCD.
4. **Find the LCM of Two Numbers Using Recursion:**  
Write a program to compute the Least Common Multiple (LCM) of two numbers using recursion. You may use the relationship  $LCM(a, b) = |a * b| / GCD(a, b)$  and a recursive function for GCD.

**Problem Statements need to be discussed in lab session: Bit Manipulation**

1. Write a program to count the number of set bits (1s) in the binary representation of a given integer. The program should efficiently use bitwise operations to perform the task without converting the number to a string.
2. Write a program that takes a number and a bit position as input and checks whether the bit at that position is set (1) or clear (0). Use bitwise operators to perform the check
3. Given a number and a position, write a program to toggle (invert) the bit at the given position using bitwise operations. The result should reflect the updated value of the number after flipping the bit.
4. Write a program to compute the XOR of all numbers from 1 to n using a mathematical pattern (not a loop). Use bitwise XOR properties to achieve an efficient solution.
5. Given an array of size n-1 containing unique elements from 1 to n, find the missing number using bit manipulation (preferably XOR approach) without sorting or using extra space.
6. Given an array where all elements repeat twice except two elements that appear only once, write a program to find the two non-repeating elements using bitwise operations in linear time and constant space.
7. Write a program to check if a given number is a power of two using bit manipulation. A number is a power of two if it has exactly one set bit in its binary representation.
8. Given two integers A and B, write a program to count how many bits need to be flipped to convert A to B. Use XOR to find differing bits and count the number of set bits.
9. Write an efficient program to count the total number of set bits in binary representations of all numbers from 1 to n. Optimize the approach using bitwise logic and recursion.
10. Write a program to calculate the square of a number using only bitwise operations and addition. Do not use multiplication, division, or any power functions.

**11.** Write a function to add two integers using bitwise operations only. Avoid using the + or - operators. Implement logic using XOR and AND operations for binary addition.

**12.** Write a program to generate the power set (all subsets) of a given set using bitwise representation. Each subset can be represented by a binary number where each bit indicates inclusion of the corresponding element.

**Problem Statements need to be discussed in lab session:** Arrays (Try to use sliding window, prefix sum, cadence, recursion, bit manipulation, two pointer approaches)

**1.** Sarah is assisting the "MathMinds Club" in creating passwords for their online platform. They have a list of numbers, some stable and some unstable. Define a function that can help Sarah calculate the password according to the given scenario.

Scenario:

- There are N numbers provided.
- A number is stable if each digit appears the same number of times.
- A number is unstable if the frequency of its digits is not the same.
- The password is computed as the sum of all stable numbers minus the sum of all unstable numbers.
- Consider only those numbers in the list that have more than equal to three digits.

For example:

Input: N=5 List: 12, 1313, 122, 678, 898

Output: Password: 971

**2.** Given an array of integers, including possible negative values, you are allowed to modify at most one element by doubling its value. The goal is to find the maximum possible sum of any subarray after making this modification.

**Input:**

arr = [-2, 1, -3, 4, -1, 2, 1, -5, 4]

Expected Output:

- Original Maximum Subarray Sum: 6 (achieved from [4, -1, 2, 1])
- Maximum Sum After Modification: 10(achieved from [8, -1, 2, 1], where the value 4 is doubled to 8).

3. For a given string, generate a pattern based on the following rules:

**Input:** A string of characters (e.g., "HAT").

*Output: Generate patterns by replacing characters with the numeric value 1 and process the patterns as described below:*

1. **Replace one character at a time with 1:**

- For each character in the string, replace it with 1, keeping the other characters unchanged.
- Example for "HAT":  
1AT, H1T, HA1

2. **Replace two characters at a time with 1:**

- Replace every combination of two characters with 1, keeping the remaining character unchanged.
- If 1s are consecutive, replace them with their sum (e.g., 11T becomes 2T).
- Example for "HAT":  
11T → 2T, H11 → H2, 1A1

3. **Replace all characters with 1:**

- Replace all characters in the string with 1.
- If there are consecutive 1s, sum them up (e.g., 111 becomes 3).
- Example for "HAT":  
111 → 3

*Final Output*

For the string "HAT", the output should be:

1AT, H1T, HA1, 2T, H2, 1A1, 3.

4. Given a sorted array `arr []` and a target value, the task is to count triplets (i, j, k) of valid indices, such that  $arr[i] + arr[j] + arr[k] = \text{target}$  and  $i < j < k$ .

**Examples:**

Input: `arr[] = [-3, -1, -1, 0, 1, 2]`, `target = -2`

Output: 4

5. You are given an array `prices[]` where `prices[i]` represents the price of a given stock on day i. You want to maximize your profit by choosing a single day to buy one stock and choosing a different day in the future to sell that stock. Write a program to return the maximum profit you can achieve from this transaction. If no profit is possible, return 0.

6. Find the "Kth" max and min element of an array:

Given k, find the k-th smallest and k-th largest element in the array.

Input: arr = [7, 10, 4, 3, 20, 15], k = 3

Output: Kth Smallest: 7, Kth Largest: 10

7. Sort a binary array with values 0, 1, and 2 using constant space and one pass (Dutch National Flag algorithm).

**Input:** [0, 2, 1, 2, 0]

**Output:** [0, 0, 1, 2, 2]

8. Find **longest consecutive subsequence**:

Return the length of the longest consecutive elements sequence.

Input: [1, 9, 3, 10, 4, 20, 2]

Output: 4 (Sequence: 1, 2, 3, 4)

9. Given a number of bits and a number K. In one flip you can toggle exactly K consecutive bits. With only this flip operation available, convert the string into all 1.

Input String: 0000110000 and K=3

Following are four flip operations by using which all bits converted into 1's.

Flip1-1110110000          Flip2- 1110110111

Flip3-1111000111          Flip4- 1111111111

If it is not possible to convert all bits into one's then print "IMPOSSIBLE".

10. Given a list of non-negative integers, arrange them in such a way that they form the largest possible number. Since the result can be very large, return it as a string in  **$O(N \log N)$**  time complexity.

Example-1	Example-2
<b>Input:</b> N = 5 Arr[] = {3, 30, 34, 5, 9} <b>Output:</b> 9534330	<b>Input:</b> N = 4 Arr[] = {54, 546, 548, 60}

	<b>Output:</b> 6054854654			
<p><b>11.</b> Given an array arr[] of size n containing distinct integers within the range [1, n+2], find the two missing numbers from the first n+2 natural numbers.</p> <p><b>Constraints:</b></p> <ul style="list-style-type: none"><li>• The solution must run in <b>O(N) time</b> and use <b>O(1) extra space</b>.</li><li>• The array does not contain duplicate values.</li></ul> <p><b>Examples:</b></p> <p><b>Input:</b> arr[] = [1, 2, 4, 6, 3, 8], n = 6</p> <p><b>Output:</b> 5, 7</p>				
<p><b>12.</b> Given a string str of lowercase alphabets and a number k, the task is to print the minimum value of the string after removal of k characters. The value of a string is defined as the sum of squares of the count of each distinct character present in the string. Return the minimum possible required value. <b>Examples:</b></p> <p><b>Input:</b> str = “abccc”, k = 1</p> <p><b>Output:</b> 6</p> <p><b>Input:</b> str = “aabcbcbcabcc”, k = 3</p> <p><b>Output:</b> 27</p> <p><b>Expected Time Complexity:</b> O(n+klog(p))</p> <p><b>Note:</b> Here n is the length of string and p is number of distinct alphabets and k number of alphabets to be removed.</p>				
<p><b>13.</b> Given a non-negative integer S represented as a string, remove K digits from the number so that the new number is the smallest possible.</p> <p><b>Note :</b> The given num does not contain any leading zero.</p> <p><b>Expected Time Complexity:</b> O( S ).</p> <table><tr><td><p><b>Example 1:</b></p><p><b>Input:</b></p><p>S = "149811", K = 3</p><p><b>Output:</b></p><p>111</p></td><td><p><b>Example 2:</b></p><p><b>Input:</b></p><p>S = "1002991", K = 3</p><p><b>Output:</b></p><p>21</p></td></tr></table>			<p><b>Example 1:</b></p> <p><b>Input:</b></p> <p>S = "149811", K = 3</p> <p><b>Output:</b></p> <p>111</p>	<p><b>Example 2:</b></p> <p><b>Input:</b></p> <p>S = "1002991", K = 3</p> <p><b>Output:</b></p> <p>21</p>
<p><b>Example 1:</b></p> <p><b>Input:</b></p> <p>S = "149811", K = 3</p> <p><b>Output:</b></p> <p>111</p>	<p><b>Example 2:</b></p> <p><b>Input:</b></p> <p>S = "1002991", K = 3</p> <p><b>Output:</b></p> <p>21</p>			
<p><b>14.</b> You are given a two-dimensional grid board[][] of size n * m consisting of English letters and a string target. Your task is to determine whether the target word can be formed by sequentially connecting letters from the grid. You may move to adjacent cells <b>horizontally or vertically</b> (not diagonally), and <b>a cell may not be reused</b> once it is part of the current path.</p>				



**Examples:****Input:**

board[][] = [['C', 'A', 'T'], ['R', 'A', 'K'], ['T', 'O', 'N']],

target = "CART"

**Output:** true

**Explanation:**

You can trace the word "CART" through the path:  $C \rightarrow A \rightarrow R \rightarrow T$  (moving horizontally and vertically, without repeating cells).

**15.** Given an encoded string *s*, the task is to decode it. The encoding rule is:

- **k[encodedString]**, where the **encodedString** inside the square brackets is being repeated exactly **k** times. Note that **k** is guaranteed to be a positive integer, and encodedString contains only lowercase english alphabets.

**Note:** The test cases are generated so that the length of the output string will never exceed  $10^5$ .

**Examples:**

**Input:** *s* = "1[b]"

**Output:** "b"

**Input:** *s* = "3[b2[ca]]"

**Output:** "bcacabcacabcaca"

*\*Competitive coding list will be shared with the students.*

**Total Hours: 30 hrs.**

**Mode of Evaluation**

CIE			PE (If mentioned in curriculum)	Total
PS1 10	PS2 20	PS3 20		
50				50



# NOIDA INSTITUTE OF ENGINEERING AND TECHNOLOGY GREATER NOIDA-201306

(An Autonomous Institute)

**School of Computer Science & Information Technology**

<b>Course Code: BNC0401</b>				<b>Course Name: Artificial Intelligence and Cyber Ethics</b>								<b>L</b>	<b>T</b>	<b>P</b>	<b>C</b>
<b>Course Offered in: All Branches</b>												<b>2</b>	<b>0</b>	<b>0</b>	<b>-</b>
<b>Pre-requisite:</b> Basic understanding of AI, Cybercrime, Computer System and Ethics															
<b>Course Objectives:</b> The course aims to foster critical thinking about ethical issues, promote responsible use of technology, and ensure students can identify, analyze, and address ethical dilemmas in Artificial Intelligence and cyber domains.															
<b>Course Outcome:</b> After completion of the course, the student will be able to													Bloom's Knowledge Level (KL)		
<b>CO1</b>	Learn key principles of AI ethics, summarizing ethical considerations and applications in AI development and deployment.													K2	
<b>CO2</b>	Apply policies and framework for Fairness in AI and Machine Learning.													K3	
<b>CO3</b>	Apply privacy and security concepts, risk management and regulatory compliance in the field of AI and Cyber Security.													K3	
<b>CO4</b>	Understand the nature of cybercrimes, the principles of intellectual property rights (IPR), and the legal measures necessary to address and prevent these issues.													K2	
<b>CO5</b>	Describe the impact of AI in Society, employment and workforce.													K2	
<b>CO-PO Mapping (Scale 1: Low, 2: Medium, 3: High)</b>															
<b>CO-PO Mapping</b>	<b>PO1</b>	<b>PO2</b>	<b>PO3</b>	<b>PO4</b>	<b>PO5</b>	<b>PO6</b>	<b>PO7</b>	<b>PO8</b>	<b>PO9</b>	<b>PO10</b>	<b>PO11</b>	<b>PSO1</b>	<b>PSO2</b>	<b>PSO3</b>	
<b>CO1</b>	2	2	1	1	2	2	3	1	2	1	2	1	2	1	
<b>CO2</b>	2	3	3	2	2	2	3	1	2	1	2	1	2	1	
<b>CO3</b>	3	3	2	3	2	2	3	1	1	1	2	1	2	1	
<b>CO4</b>	2	2	1	1	1	3	3	1	2	1	2	1	2	1	
<b>CO5</b>	1	1	1	1	1	3	3	2	3	2	3	1	2	1	

Course Contents / Syllabus		
Module 1	An Overview to AI Ethics	5 hours
Definition of AI Ethical principles in AI, Sources of AI data, Legal implications of AI Security Breaches, Privacy and AI Regulations, Key Principles of Responsible AI, Transparency and Accountability, Dual-Use Dilemma, Human-Centric Design, Introduction to Cyber Laws and Ethics, Historical Development of Cyber laws, Legal frameworks.		
Module 2	Fairness and Favoritism in Machine Learning	6 hours
Introduction to Fairness and Bias in AI, Types of Fairness and Bias, Impact of Bias and Fairness in AI, Techniques for Measuring Fairness and Bias, Techniques for Mitigating Bias, Current Policies and Frameworks for Fairness in AI, Bias in Data Collection, Fairness in Data Processing, Generative AI, Types of Bias in Generative AI.		
Module 3	AI Ethics and Cybersecurity Principles	5 hours
Importance of Privacy and Security in AI, AI specific Security Tools and Software, Privacy-Preserving Machine Learning (PPML) and Privacy-Preserving Data Mining (PPDM), Risk Management: Risk Assessment and Incident Response, Regulatory Compliance: GDPR, HIPAA, Case Studies: Implementation of AI Ethics guidelines and best practices in engineering projects.		
Module 4	Cybercrimes, IPR and Legal Measures	8 hours
Types of Cybercrimes and their Impact, Legal measures for Cybercrime Prevention and Prosecution, IPR: Copyrights, Trademarks, Patents, and Trade Secrets, Ethical Implications of Intellectual Property, Cyber Security and Privacy Issues, Cyber Crime Investigations and Digital Evidence Handling, Overview of Indian Cyber Laws (IT Act 2000 and Amendments), Comparative Overview: Indian vs Global Cyber Laws, Case Study: The ATM Heist – Cosmos Bank Cyber Attack (India, 2018).		
Module 5	AI Contribution to Social Evolution	6 hours
Positive and Negative Political impacts of AI, Role of AI in Social Media and Communication Platforms, AI-Generated Content and Deepfakes, Key Technical Stakeholders in AI Deployment: Developers, Researchers, Policymakers, Technical Impacts on Employment and Workforce Automation Technologies: Robotic Process Automation (RPA), Autonomous Systems.		
Total Lecture Hours		30 hours
Textbook:		
1.	Artificial Intelligence: A Guide for Thinking Humans by Melanie Mitchell, Penguin Books, 2019.	
2.	Cyber Ethics: Morality and Law in Cyberspace by Richard Spinello, Jones & Bartlett Learning, 7th Edition (2023).	
Reference Books:		
1.	Artificial Intelligence and Ethics by S. B. Kishor, Debajit Biswas, BPB Publications, 2023	
2.	Cyber Security and Cyber Laws by Alfred Basta, Nadine Basta, Sattwik Panda, Cengage India, 2022.	

NPTEL/ YouTube/ Faculty Video Link:								
1.	<a href="https://www.youtube.com/watch?v=VqFqWIqOB1g">https://www.youtube.com/watch?v=VqFqWIqOB1g</a>							
2.	<a href="https://www.youtube.com/watch?v=hVJqHgqF59A">https://www.youtube.com/watch?v=hVJqHgqF59A</a>							
3.	<a href="https://www.youtube.com/watch?v=O5RX_T4Tg24">https://www.youtube.com/watch?v=O5RX_T4Tg24</a>							
4.	<a href="https://www.youtube.com/watch?v=RJZ0pxcZsSQ">https://www.youtube.com/watch?v=RJZ0pxcZsSQ</a>							
5.	<a href="https://www.youtube.com/watch?v=I9FOswjTSGg">https://www.youtube.com/watch?v=I9FOswjTSGg</a>							
Mode of Evaluation								
CIE							ESE	Total
ST1	ST2	ST3	TA1 5	TA2 5	TA3 5	Attendance 5		
30			20					
							50	100



# NOIDA INSTITUTE OF ENGINEERING AND TECHNOLOGY GREATER NOIDA-201306

(An Autonomous Institute)

**School of Computer Science & Information Technology**

<b>Course Code: BNC0402</b>				<b>Course Name: Environmental Science</b>								<b>L</b>	<b>T</b>	<b>P</b>	<b>C</b>
<b>Course Offered in:</b> All the branches												<b>2</b>	<b>0</b>	<b>0</b>	<b>-</b>
<b>Pre-requisite:</b> Basic knowledge of biology, chemistry, ecology, geology, mathematics, and understanding of human impacts on natural systems.															
<b>Course Outcome-</b> After completion of the course, the student will be able to													Bloom's Knowledge Level (KL)		
<b>CO1</b>	Understand the basic principles of ecology and environment. Ecosystem: Basic concepts, components of ecosystem, food chains and food webs. Ecological pyramids, biodiversity.												K1,K2		
<b>CO2</b>	Understand the different types of natural recourses like food, forest, Minerals and energy and their conservation.												K1,K2		
<b>CO3</b>	Understand the different types of pollution, pollutants, their sources, effects and their control methods.												K1,K2		
<b>CO4</b>	Understand the basic concepts of sustainable development, Environmental Impact Assessment (EIA) and different acts related to environment												K1,K2		
<b>CO-PO Mapping</b>															
<b>CO/PO</b>	<b>PO1</b>	<b>PO2</b>	<b>PO3</b>	<b>PO4</b>	<b>PO5</b>	<b>PO6</b>	<b>PO7</b>	<b>PO8</b>	<b>PO9</b>	<b>PO10</b>	<b>PO11</b>	<b>PSO1</b>	<b>PSO2</b>	<b>PSO3</b>	
<b>CO1</b>	3	3	2	2	-	3	3	2	2	-	2	1	1	1	
<b>CO2</b>	3	3	2	2	-	3	3	2	2	-	2	1	1	1	
<b>CO3</b>	3	3	2	2	-	3	3	2	2	-	2	1	1	1	
<b>CO4</b>	3	3	2	2	-	3	3	3	2	-	2	1	1	1	

<b>Course Contents / Syllabus</b>		
<b>Module 1</b>	<b>Basic Principle of Ecology and Biodiversity</b>	<b>4 hours</b>
<p>Definition, Scope and basic principles of ecology and environment. Ecosystem: Basic concepts, components of ecosystem. Food chains and food. Webs. Ecological pyramids, Energy flow in ecological systems, Characteristics of different ecosystems. Biogeochemical Cycles: Importance, gaseous and sedimentary cycles. Carbon, Nitrogen, Phosphorus and Sulphur Cycles. Biodiversity and their importance, Threats to biodiversity, major causes, extinction's, vulnerability of species to extinction, IUCN threat categories, Red data book. Strategies for biodiversity conservation, principles of biodiversity conservation in-situ and ex-situ conservation strategies Mega diversity zones and Hot spots, concepts, distribution and importance.</p>		
<b>Module 2</b>	<b>Natural Resources and Ecological succession</b>	<b>4 hours</b>
<p>Natural resources and associated problems. Forest resources: Use and over- exploitation, deforestation. Timber extraction, mining, dams and their effects on forest and tribal people. Mineral resources: Use and exploitation, environmental effects of extracting and using mineral resources. Food resources: World food problems, changes caused by agriculture and over- grazing, effects of modern agriculture, fertilizer-pesticide problems, water logging, and salinity. Land resources: Land as a resource, land degradation, man induced landslides. Equitable use of resources for sustainable lifestyles.</p> <p>Non-Renewable Energy Resources: Fossil fuels and their reserves, Nuclear energy, types, uses and effects, Renewable Energy Resources: hydropower, Solar energy, geothermal, tidal and wind energy, Biomass energy, biogas and its advantages. Ecological succession-Types, stages, examples of ecological succession</p>		
<b>Module 3</b>	<b>Pollution and Waste Management</b>	<b>4 hours</b>
<p>Air pollution: sources of air pollution, Primary and secondary air pollutants. Origin and effects of SOX, NOX, CO<sub>2</sub>, CFC, Hydrocarbon, control of air pollution. Water pollution: sources and types of water pollution, Effects of water pollution, Eutrophication, Soil pollution: Causes of soil pollution, Effects of soil pollution, Major sources of and effects of noise pollution on health, Radioactive and thermal pollution sources and their effects on surrounding environment. Solid waste disposal and its effects on surrounding environment, Introduction to E- Waste, Types and classification of E- Waste, Impacts of E- Waste on environment and human health, E-Waste management and recycling., Climate change, global warming, acid rain, ozone layer depletion.</p>		
<b>Module 4</b>	<b>Environmental Assessment and Legislation</b>	<b>4 hours</b>
<p>Women education, Role of NGOs regarding environmental protection, Bio indicators and their role, Natural disasters and disasters management, Aims and objectives of Environmental Impact Assessment (EIA). Salient features of following Acts: Environmental Protection Act, 1986, Wildlife (Protection) Act, 1972. Water (Prevention and control of pollution) Act, 1974. Forest (Conserving) Act, 1980.</p> <p>Definition and concept of sustainability, impacted areas of sustainable development, Global initiative and issues on sustainable development UNSDsGs, System Thinking and Sustainability.</p>		
<b>Total Lecture Hours</b>		<b>20 hours</b>

Textbook:									
S.No	Book Title								
1	Brady, N.C. 1990. The nature and properties of Soils, Tenth Edition. Mac Millan Publishing Co., New York								
2	Sodhi G.S. 2005, Fundamentals of Environmental Chemistry: Narosa Publishing House, New Delhi.								
3	Dash, M.C. (1994), Fundamentals of Ecology, Tata Mc Graw Hill, New Delhi.								
S.No	Book Title								
1	Rao M.N. and H.V.N. Rao, 1989 : Air Pollution, Tata McGraw Hill Publishing Co. Ltd., New Delhi								
2	A Text Book of environmental Science By Shashi Chawla								
Unit 1:	<a href="https://www.youtube.com/watch?v=T21OO0sBBfc">https://www.youtube.com/watch?v=T21OO0sBBfc</a> , <a href="https://www.youtube.com/watch?v=qt8AMjKKPD0">https://www.youtube.com/watch?v=qt8AMjKKPD0</a>								
Unit 2:	<a href="https://www.youtube.com/watch?v=mOwyPENHhbc">https://www.youtube.com/watch?v=mOwyPENHhbc</a> , <a href="https://www.youtube.com/watch?v=yqev1G2iy2">https://www.youtube.com/watch?v=yqev1G2iy2</a> <a href="https://www.youtube.com/watch?v=_74S3z3IO_I">https://www.youtube.com/watch?v=_74S3z3IO_I</a> , <a href="https://www.youtube.com/watch?v=jXVw6M6m2">https://www.youtube.com/watch?v=jXVw6M6m2</a>								
Unit 3:	<a href="https://www.youtube.com/watch?v=7qkaz8Chell">https://www.youtube.com/watch?v=7qkaz8Chell</a> , <a href="https://www.youtube.com/watch?v=NuQE5fKmfME">https://www.youtube.com/watch?v=NuQE5fKmfME</a> <a href="https://www.youtube.com/watch?v=9CpAjOVLHII">https://www.youtube.com/watch?v=9CpAjOVLHII</a> , <a href="https://www.youtube.com/watch?v=yEci6iDkXYw">https://www.youtube.com/watch?v=yEci6iDkXYw</a>								
Unit 4	<a href="https://www.youtube.com/watch?v=ad9KhgGw5iA">https://www.youtube.com/watch?v=ad9KhgGw5iA</a> , <a href="https://www.youtube.com/watch?v=nW5g83NSH9M">https://www.youtube.com/watch?v=nW5g83NSH9 M</a> , <a href="https://www.youtube.com/watch?v=xqSZL4Ka8xo">https://www.youtube.com/watch?v=xqSZL4Ka8xo</a>								
Mode of Evaluation									
CIE							ESE	Total	
ST1	ST2	ST3	TA1	TA2	TA3	Attendance			
			5	5	5	5			
30			20				50	100	



# NOIDA INSTITUTE OF ENGINEERING AND TECHNOLOGY GREATER NOIDA-201306

(An Autonomous Institute)

**School of Computer Science & Information Technology**

<b>Course Code: BCSE0412</b>		<b>Course Name: Soft Computing</b>											<b>L</b>	<b>T</b>	<b>P</b>	<b>C</b>
<b>Course Offered in: CSE/CSE(R)/ CSE(TWIN)/ IT/ IT(TWIN)/ M.Tech(Int.)</b>													<b>3</b>	<b>0</b>	<b>0</b>	<b>3</b>
<b>Pre-requisite:</b> Basic Knowledge of Statistics and Probability																
<b>Course Objective:</b> The objective of this course is to understand the fundamental concepts of Data analytics and learn about various types of data formats and their manipulations. It helps students to learn exploratory data analysis and visualization techniques in addition to R/Python/Tableau programming language.																
<b>Course Outcome-</b> After completion of the course, the student will be able to														Bloom’s Knowledge Level (KL)		
CO 1	Understand the transition from Conventional AI to Computational Intelligence.													K2		
CO2	Understand and apply fuzzy logic concepts for reasoning, decision making, and system control.													K3		
CO3	Analyze various neural network models and learning paradigms for complex problem-solving and adaptive system behavior.													K4		
CO4	Apply genetic algorithms and evolutionary techniques for optimization and problem-solving in complex systems.													K3		
CO5	Implement and analyze hybrid soft computing systems integrating neural networks, fuzzy logic, and genetic algorithms for real-world optimization problems.													K5		
<b>CO-PO Mapping</b>																
<b>CO/PO</b>	<b>PO1</b>	<b>PO2</b>	<b>PO3</b>	<b>PO4</b>	<b>PO5</b>	<b>PO6</b>	<b>PO7</b>	<b>PO8</b>	<b>PO9</b>	<b>PO10</b>	<b>PO11</b>	<b>PO12</b>	<b>PSO1</b>	<b>PSO2</b>	<b>PSO3</b>	
<b>CO1</b>	3	3	-	2	3	3	1	-	3	1	-	3	3	3	3	
<b>CO2</b>	3	2	1	2	3	3	1	-	2	-	3	3	3	3	3	



CO3	3	3	2	3	3	2	1	-	2	-	2	2	3	3	3		
CO4	3	3	2	3	3	2	1	-	3	-	2	2	3	3	2		
CO5	3	2	3	3	2	3	-	-	3	-	3	2	3	3	3		
Course Contents / Syllabus																	
Module 1		Introduction to Soft Computing												10 hours			
Soft Computing: Conventional AI to Computational Intelligence. Definition and characteristics of Soft Computing, Comparison with hard computing, Components of Soft Computing Applications of Soft Computing. Data Clustering Algorithms: K-Means, Fuzzy C-Means, Mountain Clustering.																	
Module 2		Fuzzy Logic												10 hours			
Fuzzy Set theory: Fuzzy Sets & Classical Sets; Operations on Fuzzy Sets, Fuzzy Relations, Linguistic Variables. Membership Functions: Introduction, Features, & Fuzzification, Methods of Membership Value Assignment; Defuzzification. Fuzzy Systems: Crisp Logic, Predicate Logic, Fuzzy Logic; Fuzzy Rule Base and Approximate Reasoning, Fuzzy Quantifiers; Fuzzy Inference Systems, Fuzzy Decision Making, Fuzzy Logic Control System; Fuzzy Expert Systems																	
Module 3		Neural Networks												9 hours			
Neural Networks: Fundamental Concepts, Basic Models and Architecture; Machine Learning Using Neural Networks; Associative Memory Networks and their Applications. Supervised Learning Neural Networks: Perceptron Networks, Radial Basis Function Networks: Back Propagation Neural Network Architecture and Application Unsupervised Learning Networks: Competitive Learning networks; Kohen Self-Organizing Networks; Hebbian learning; The Hopfield Network; Counter propagation Networks; Adaptive Resonance Theory: Introduction, Architecture, & Applications; Feed forward Networks; Reinforcement Learning.																	
Module 4		Genetic Algorithm												9 hours			
Genetic Algorithms: Introduction to Genetic Algorithms (GA). Traditional Optimization and Search Techniques vs. Genetic Algorithm. Operators in Genetic Algorithms; Problem Solving using Genetic Algorithm; Classification of Genetic Algorithms; Hollands Classifier Systems; Genetic Programming; Advantages and Limitations of Genetic Algorithm; Applications of Genetic Algorithm.																	
Module 5		Hybrid Systems and Applications												10 hours			
Introduction to Hybrid Systems; MATLAB Environment for Soft Computing Techniques, Neuro-Fuzzy Systems, GA-NN, GA-Fuzzy, and Neuro-GA Systems, Optimization using Hybrid Approaches Case Studies: Engineering, Robotics, Bioinformatics, Image Processing, etc.																	
														Total Lecture Hours		48 hours	
Textbook:																	

S.No	Book Title						
1	Soft Computing and Intelligent Systems, K. K. Aggarwal and Y. Singh						
2	Soft Computing: Fundamentals and Applications, V. K. Jain						
Reference Books							
S.No	Book Title						
1	Soft Computing and Intelligent System Design, F. O. Karry and C. de Silva						
2	Principles of Soft Computing, S. N. Sivanandam and S. N. Deepa						
3	Neuro-Fuzzy and Soft Computing, J.-S. R. Jang, C.-T. Sun, and E. Mizutani						
NPTEL/ YouTube/ Faculty Video Link:							
Unit 1	<a href="http://www.youtube.com/watch?v=fcLmRJY9GHQ">www.youtube.com/watch?v=fcLmRJY9GHQ</a>						
Unit 2	<a href="http://www.youtube.com/watch?v=8vEwjU1G9iQ">www.youtube.com/watch?v=8vEwjU1G9iQ</a>						
Unit 3	<a href="http://www.youtube.com/watch?v=fcLmRJY9GHQ">www.youtube.com/watch?v=fcLmRJY9GHQ</a>						
Unit 4	<a href="http://www.youtube.com/watch?v=zLZhSSXAwxI">www.youtube.com/watch?v=zLZhSSXAwxI</a>						
Unit 5	<a href="http://www.youtube.com/watch?v=fcLmRJY9GHQ">www.youtube.com/watch?v=fcLmRJY9GHQ</a>						
Mode of Evaluation							
CIE						ESE	Total
ST1	ST2	ST3	TA1 5	TA2 5	TA3 5		
30			20			50	100



# NOIDA INSTITUTE OF ENGINEERING AND TECHNOLOGY GREATER NOIDA-201306

(An Autonomous Institute)

**School of Computer Science & Information Technology**

Course Code: BCSE0411				Course Name: PYTHON WEB DEVELOPMENT WITH DJANGO								L	T	P	C
Course Offered in: CSE/CSE(R)/ CSE(TWIN)/ IT/ IT(TWIN)/ M.Tech(Int.)												3	0	0	3
Pre-requisite: Students should have good knowledge of Python Programming and Python coding experience.															
Course Objective: This course focuses on how to design and build statistics as well as dynamic webpages and interactive web-based applications. These courses mainly focus on how Python operates within web development using the increasingly popular Django framework.															
Course Outcome- After completion of the course, the student will be able to														Bloom’s Knowledge Level (KL)	
CO 1	Apply the knowledge of python programing that are vital in understanding Django application and analyze the concepts, principles and methods in current client-side technology to implement Django application over the web.													K3,K6	
CO 2	Demonstrate web application framework i.e. Django to design and implement typical dynamic web pages and interactive web based applications.													K3, K6	
CO 3	Implementing and analyzing the concept of Integrating Accounts & Authentication on Django.													K3, K4	
CO 4	Understand the impact of web designing by database connectivity with SQLite in the current market place where everyone uses to prefer electronic medium for shopping, commerce, and even social life also.													K2, K3	
CO 5	Analyzing and creating a functional website in Django and deploy Django Web Application on Cloud.													K3, K6	
CO-PO Mapping															
CO/PO	PO1	PO2	PO3	PO4	PO5	PO6	PO7	PO8	PO9	PO10	PO11	PSO1	PSO2	PSO3	
CO1	2	2	3	1	3	-	1	3	-	3	3	3	3	3	
CO2	2	2	3	1	3	-	1	-	-	2	3	3	3	3	



4	William Jordon, “Python Django Web Development: The Ultimate Django web framework guide for Beginners”, 2 <sup>nd</sup> Edition 2019, Kindle Edition.
---	-------------------------------------------------------------------------------------------------------------------------------------------------------

#### Reference Books

S.No	
1	Tom Aratyn, “Building Django 2.0 Web Applications: Create enterprise-grade, scalable Python web applications easily with Django 2.0”, 2 <sup>nd</sup> Edition 2018, and Packt Publishing.
2	Nigel George, “Build a website with Django”, 1 <sup>st</sup> Edition 2019, GNW Independent Publishing Edition.
3	Ray Yao,” Django in 8 Hours: For Beginners, Learn Coding Fast! 2 <sup>nd</sup> Edition 2020, independently published Edition.
4	Harry Percival, “Test-Driven Development with Python: Obey the Testing Goat: Using Django, Selenium, and JavaScript”, 2nd Edition 2019, Kindle Edition.

#### NPTEL/ YouTube/ Faculty Video Link:

1.	<a href="https://youtu.be/eoPsX7MKfe8?list=PLIdgECt554OVFKXRpo_kuI0XpUQKk0ycO">https://youtu.be/eoPsX7MKfe8?list=PLIdgECt554OVFKXRpo_kuI0XpUQKk0ycO</a> <a href="https://youtu.be/tA42nHmEKw?list=PLh2mXjKcTPSACrQxPM2_1Ojus5HX88ht7">https://youtu.be/tA42nHmEKw?list=PLh2mXjKcTPSACrQxPM2_1Ojus5HX88ht7</a> <a href="https://youtu.be/8ndsDXohLMQ?list=PLDsnL5pk7-N_9oy2RN4A65Z-PEnvtc7rf">https://youtu.be/8ndsDXohLMQ?list=PLDsnL5pk7-N_9oy2RN4A65Z-PEnvtc7rf</a> <a href="https://youtu.be/QXeEoD0pB3E?list=PLsyebzWxl7poL9JTVyndKe62ieoN-MZ3">https://youtu.be/QXeEoD0pB3E?list=PLsyebzWxl7poL9JTVyndKe62ieoN-MZ3</a> <a href="https://youtu.be/9MmC_uGjBsM?list=PL3pGy4HtqwD02GVgM96-V0sq4_DSinqvf">https://youtu.be/9MmC_uGjBsM?list=PL3pGy4HtqwD02GVgM96-V0sq4_DSinqvf</a>
2.	<a href="https://youtu.be/F5mRW0jo-U4">https://youtu.be/F5mRW0jo-U4</a> <a href="https://youtu.be/yD0_1DPmfKM?list=PLQVvvaa0QuDe9nqlirjacLkBYdgc2inh3">https://youtu.be/yD0_1DPmfKM?list=PLQVvvaa0QuDe9nqlirjacLkBYdgc2inh3</a> <a href="https://youtu.be/rHux0gMZ3Eg">https://youtu.be/rHux0gMZ3Eg</a> <a href="https://youtu.be/jBzwzrDvZ18">https://youtu.be/jBzwzrDvZ18</a> <a href="https://youtu.be/RiMRJMbLZmg">https://youtu.be/RiMRJMbLZmg</a>
3.	<a href="https://youtu.be/8DF1zJA7cfc">https://youtu.be/8DF1zJA7cfc</a> <a href="https://youtu.be/CTrVDi3tt8o">https://youtu.be/CTrVDi3tt8o</a> <a href="https://youtu.be/FzGTpnI5tpo">https://youtu.be/FzGTpnI5tpo</a> <a href="https://youtu.be/z4lfVsb_7MA">https://youtu.be/z4lfVsb_7MA</a> <a href="https://youtu.be/WuyKxdLcw3w">https://youtu.be/WuyKxdLcw3w</a>
4.	<a href="https://youtu.be/UxTwFMZ4r5k">https://youtu.be/UxTwFMZ4r5k</a> <a href="https://youtu.be/2Oe55iXjZQI">https://youtu.be/2Oe55iXjZQI</a>

	<a href="https://youtu.be/zV8GOI5Zd6E">https://youtu.be/zV8GOI5Zd6E</a> <a href="https://youtu.be/uf2tdzh7Bq4">https://youtu.be/uf2tdzh7Bq4</a> <a href="https://youtu.be/RzkVbz7Ie44">https://youtu.be/RzkVbz7Ie44</a>							
5.	<a href="https://youtu.be/kBwhtEIXGII">https://youtu.be/kBwhtEIXGII</a> <a href="https://youtu.be/Q_YOYNiSVDY">https://youtu.be/Q_YOYNiSVDY</a> <a href="https://youtu.be/_3AKAdHUY1M">https://youtu.be/_3AKAdHUY1M</a> <a href="https://youtu.be/6DI_7Zja8Zc">https://youtu.be/6DI_7Zja8Zc</a> <a href="https://youtu.be/UkokhawLKDU">https://youtu.be/UkokhawLKDU</a>							
Mode of Evaluation								
CIE							ESE	Total
ST1	ST2	ST3	TA1 5	TA2 5	TA3 5	Attendance 5		
30			20				50	100



# NOIDA INSTITUTE OF ENGINEERING AND TECHNOLOGY GREATER NOIDA-201306

(An Autonomous Institute)

**School of Computer Science & Information Technology**

Course Code: BCSAI0412				Course Name: CRM FUNDAMENTALS								L	T	P	C
Course Offered in: CSE/CSE(R)/ CSE(TWIN)/ IT/ IT(TWIN)/ M.Tech(Int.)												3	0	0	3
Pre-requisite: None															
Course Objective: This course is designed to help in understanding the fundamentals of CRM. It will help in providing better services for Sales, Marketing and Customer Relations in an Enterprise. To make the students understand the organizational need, benefits and process of creating long-term value for individual customers. To disseminate knowledge regarding the concept of e-CRM and e-CRM technologies. To enable the students understand the technological and human issues relating to implementation of Customer Relationship Management in the organizations.															
Course Outcome- After completion of the course, the student will be able to													Bloom's Knowledge Level (KL)		
CO 1	Understand the basic concepts of Customer relationship management.													K1, K2	
CO 2	To understand strategy and framework of Customer relationship management.													K2	
CO 3	Learn basics of Cloud Based Customer relationship management.													K1	
CO 4	Understand Customer relationship management in context with business use cases.													K2, K3	
CO 5	Understand implementation basics of CRM.													K2, K3	
CO-PO Mapping															
CO/PO	PO1	PO2	PO3	PO4	PO5	PO6	PO7	PO8	PO9	PO10	PO11	PSO1	PSO2	PSO3	
CO1	1	1	1	2	1	1	-	2	2	3	2	1	1	2	
CO2	1	2	2	2	2	-	-	3	3	3	2	2	1	2	

CO3	2	1	1	1	2	-	-	2	2	2	1	1	2	2
CO4	1	2	2	2	2	-	-	3	3	3	1	2	2	2
CO5	1	2	2	2	2	-	-	3	3	3	2	2	2	2
Course Contents / Syllabus														
Module 1		Introduction											8 hours	
CRM- definition, history, goals. Sources of CRM value. Components of CRM: people, process, technology. Evolution of CRM: marketing and its principles, customer relations to CRM. Dynamics of Customer Supplier Relationships, Nature and context of CRM, Strategy and Organization of CRM: strategy, The relationship-oriented organization: Mission, Culture, Structure, People, Communication & Information Systems.														
Module 2		CRM Strategy and Framework											8 hours	
Developing a CRM strategy. Customer oriented (C in CRM), Relationship driven, 360 degree view of customer. CRM system features- functions, application, benefits and solutions. Importance of loyalty- active, passive, split, shifting and switchers, customer profiling, customer segmentation model, Customer Experience, relationship marketing and journey, Case study.														
Module 3		Solution Design and Architecture											8 hours	
CRM system solution- specifications. Data Analysis, Solution Requirements. Types of CRM- On-Premise, cloud based. Pros and Cons of each. Integration CRM with other enterprise applications. The Technology of CRM: Data warehouses and customer relationships, creating data mart model, components of operational data warehouse.														
Module 4		CRM for Business											8 hours	
CRM in Sales, Service, Marketing, E-commerce. Social Customer Relationship Management. Analytical CRM: Predictive Analytics Vs Operational Analytics. Channel Partner Relationship management, Collaborative CRM (using data pooling), Business Benefits of Cloud Based System, SLAs, Practical Challenges.														
Module 5		CRM implementation											8 hours	
Building CRM roadmaps: current processes, customers, strategic goals, technology issues, pilot and proof of concept projects. Preliminary Roadmap and its template, developing roadmap midstream. Design stage, custom development, integration, reporting, data migration, and implementation, testing, launching and application management. Introduction to following CRM tools: ZOHO, Pega, Microsoft Dynamics 365, Sales force.														
													Total Lecture Hours	40 hours
Textbook:														
S.No	Book Title													
1	The CRM Handbook-A Business Guide to Customer Relationship Management by Jill Dyché; Addison-Wesley (for case studies)													



2	Customer Relationship Management Systems handbook by Duane E Sharp. AUERBACH PUBLICATIONS by CRC Press Company							
Reference Books								
S.No	Book Title							
1	The CRM Handbook-A Business Guide to Customer Relationship Management by Jill Dyché; Addison-Wesley (for case studies)							
2	Customer Relationship Management Systems handbook by Duane E Sharp. AUERBACH PUBLICATIONS by CRC Press Company							
NPTEL/ YouTube/ Faculty Video Link:								
1.	<a href="https://onlinecourses.nptel.ac.in/noc20_mg57/preview">https://onlinecourses.nptel.ac.in/noc20_mg57/preview</a>							
2.	<a href="https://archive.nptel.ac.in/courses/110/105/110105145/">https://archive.nptel.ac.in/courses/110/105/110105145/</a>							
Mode of Evaluation								
CIE							ESE	Total
ST1	ST2	ST3	TA1 5	TA2 5	TA3 5	Attendance 5		
30			20					
							50	100



# NOIDA INSTITUTE OF ENGINEERING AND TECHNOLOGY GREATER NOIDA-201306

(An Autonomous Institute)

**School of Computer Science & Information Technology**

Course Code: BCS0411		Course Name: INTRODUCTION TO CLOUD COMPUTING			L	T	P	C
Course Offered in: CSE/CSE(R)/ CSE(TWIN)/ IT/ IT(TWIN)/ M.Tech(Int.)					3	0	0	3
Pre-requisite: Adequate knowledge of Basics of Computers, networking and client server concept.								
Course Objective: To provide comprehensive knowledge of Cloud Computing concepts, technologies, and applications by introducing and researching state-of-the-art in Cloud Computing fundamental issues, technologies, applications and implementations.								
Course Outcome- After completion of the course, the student will be able to					Bloom's Knowledge Level (KL)			
CO 1	Understand the fundamentals of cloud computing and computing techniques.				K2			
CO 2	Understand the concepts of virtualization and service-oriented architecture thoroughly.				K6			
CO 3	Examine various cloud computing architectures available.				K3			
CO4	Understand and analyze different components and virtual storage solutions.				K4			
CO 5	Analyze the resource provisioning methods and cloud security solutions.				K5			

## CO-PO Mapping

CO/PO	PO1	PO2	PO3	PO4	PO5	PO6	PO7	PO8	PO9	PO10	PO11	PSO1	PSO2	PSO3
CO1	2	2	2	2	2	-	-	-	-	-	1	2	2	2
CO2	2	3	2	1	2	-	-	1	-	-	1	3	2	2
CO3	2	3	2	1	2	1	-	-	1	-	1	2	2	2
CO4	2	2	2	3	3	3	2	3	2	3	2	2	2	2
CO5	2	2	2	2	3	3	2	2	3	2	2	2	2	2

## Course Contents / Syllabus

<b>Module 1</b>	CLOUD COMPUTING AND ITS INFRASTRUCTURE	<b>8 hours</b>
Introduction to Cloud Computing, Definition of Cloud, Evolution of Cloud Computing, Underlying Principles of Parallel and Distributed Computing, Cloud Characteristics, Scalability & Elasticity in Cloud, On-demand Provisioning, EC2 Instances and its types, Cloud economics.		
<b>Module 2</b>	CLOUD VIRTUALIZATION BASICS	<b>8 hours</b>
Service Oriented Architecture, REST, Systems of Systems, Web Services, Publish Subscribe Model, Basics of Virtualization, Types of Virtualizations, Implementation Levels of Virtualization, Virtualization Structures, Tools and Mechanisms, Virtualization of CPU, Memory – I/O Devices, Virtualization Support and Disaster Recovery, networking fundamentals.		
<b>Module 3</b>	CLOUD COMPUTING REFERENCE ARCHITECTURES	<b>8 hours</b>
Layered Cloud Architecture Design, NIST Cloud Computing Reference Architecture, Public, Private and Hybrid Clouds – IaaS – PaaS – SaaS, Introduction to Cloud Computing Reference Architecture (CCRA), Benefits of CCRA, Architecture Overview – The conceptual Reference Model, Cloud Consumer, Cloud provider, Cloud Auditor, Cloud carrier, Scope of control between Provider and Consumer.		
<b>Module 4</b>	COMPONENTS OF CLOUD ARCHITECTURE	<b>8 hours</b>
CCRA: Architectural Components – Service deployment, Service Orchestration, Cloud Service Management, Security, Cloud Taxonomy. IBM's Cloud Computing Reference Architecture (CCRA 2.0) – Introduction, Roles, Architectural Elements, CCRA Evolution.		
Migration to Cloud Storage, Storage Services, Elastic Block Storage, Elastic File Storage, S3, RDS, DynamoDB, load balancing services.		
<b>Module 5</b>	RESOURCE MANAGEMENT & CLOUD SECURITY	<b>8 hours</b>
Inter Cloud Resource Management, Resource Provisioning and Resource Provisioning Methods, Global Exchange of Cloud Resources, Networking Fundamentals – VPC, Subnets, Routing, Security Groups, DNS, Direct Connect, VPC Endpoints, Security Overview – Cloud Security Challenges,		

Software-as-a-Service Security, Security Governance, Virtual Machine Security, IAM, Security Standards, VPC.									
								Total Lecture Hours	40 hours
Textbook:									
S.No	Book Title								
1	Ritting house, John W., And James F. Ransome, —Cloud Computing: Implementation, Management And Security, CRC Press, 2017.								
2	Kai Hwang, Geoffrey C. Fox, Jack G. Dongarra, “Distributed and Cloud Computing, From Parallel Processing to the Internet of Things”, Morgan Kaufmann Publishers, 2013.								
3	Raj kumarBuyya, Christian Vecchiola, S. Thamaraiselvi, —Mastering Cloud Computing, Tata Mcgraw Hill, 2013.								
Reference Books									
S.No									
1	Toby Velte, Anthony Velte, Robert Elsenpeter, “Cloud Computing – A Practical Approach, Tata Mcgraw Hill, 2009.								
2	George Reese, “Cloud Application Architectures: Building Applications and Infrastructure in The Cloud: Transactional Systems for EC2 And Beyond (Theory In Practice), O’Reilly, 2009.								
NPTEL/ YouTube/ Faculty Video Link:									
1.	<a href="https://docs.aws.amazon.com/EC2">https://docs.aws.amazon.com/EC2</a>								
2.	<a href="https://docs.aws.amazon.com/vpc">https://docs.aws.amazon.com/vpc</a>								
3.	<a href="https://docs.aws.amazon.com/vpcEndpoint">https://docs.aws.amazon.com/vpcEndpoint</a>								
4.	<a href="https://docs.aws.amazon.com/S3">https://docs.aws.amazon.com/S3</a>								
5.	<a href="https://docs.aws.amazon.com/Security">https://docs.aws.amazon.com/Security</a>								
Mode of Evaluation									
CIE							ESE	Total	
ST1	ST2	ST3	TA1	TA2	TA3	Attendance			
			5	5	5	5			
30			20				50	100	